

# KML-250/350M\_H

## LOW PROFILE MODULAR CRESCENT CUBER

Item # \_\_\_\_\_

Project: \_\_\_\_\_

Qty: \_\_\_\_\_

\*AutoCad available on KCL

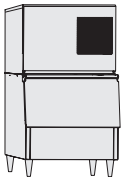
KML-250/350M\_H

3/06


Item # 13126

### CUBER DIMENSIONS W x D x H

**KML-250/350M\_H**  
30 x 27<sup>3/8</sup> x 22



B-250



B-500



DB-200

### KML-250MAH

Air-Cooled  
Shown

### KML-250MWH

Water-Cooled

### KML-350MAH

Air-Cooled

### KML-350MWH

Water-Cooled






### KML-250M\_H

- Up to 314 lbs. of ice production per 24 hours

### KML-350M\_H

- Up to 354 lbs. of ice production per 24 hours

### KML-250M\_H & KML-350M\_H

- Durable stainless steel exterior
- Individual crescent cube
- Protected by *HoshiGuard* Antimicrobial Agent 
- CycleSaver® Design 
- EverCheck® alert system 
- Stainless steel evaporator
- Removable air filters (Air-cooled models only)
- Lower height for restricted area (stairwells, low ceilings)
- R-404A refrigerant



### Warranty

Valid in United States, Canada, Puerto Rico, & U.S. Territories. Contact factory for warranty in other countries.

**Three Year** - Parts & Labor on entire machine.

**Five Year** - Parts & Labor on: Evaporator.

**Five Year** - Parts on: Compressor, air-cooled condenser coil.



# Hoshizaki

## KML-250/350M\_H LOW PROFILE MODULAR CRESCENT CUBER

**DIMENSIONS**  
W x D x H  
**KML-250/350M\_H**  
30 x 27<sup>3/8</sup> x 22

- Air-cooled
- Water-cooled

### AIR-COOLED - KML-250/KML-350

Water Temp ° F.	50°	70°	90°	
Air Temp ° F.	70°	307 / 350	287 / 342	267 / 309
80°	292 / 344	260 / 331	245 / 287	
90°	287 / 342	<b>238 / 322</b>	220 / 282	

### WATER-COOLED - KML-250/KML-350

Water Temp ° F.	50°	70°	90°	
Air Temp ° F.	70°	314 / 354	306 / 347	290 / 330
80°	308 / 349	296 / 338	277 / 316	
90°	306 / 347	<b>287 / 331</b>	269 / 310	

### UTILITY CONSUMPTION

Model Number	Ice Production Per Cycle		KWH per 100 LBS. 90/70	Potable Water Gal. per 100 lbs.	Condenser Water Gal. per 100 lbs.
	Lbs.	Cubes			
KML-250MAH	6.6	360	8.2	35.2	NA
KML-250MWH	6.6	360	6.3	34.9	120
KML-350MAH	7.3	360	7.4	24.6	NA
KML-350MWH	7.3	360	6.6	25.9	112

### SPECIFICATIONS

Model Number	Condenser	Amperage	Min. Circuit Ampacity	Shipping Weight
KML-250MAH	Air-Cooled	8.2	20 A	165 lbs.
KML-250MWH	Water-Cooled	7.5	20 A	165 lbs.
KML-350MAH	Air-Cooled	11	20 A	180 lbs.
KML-350MWH	Water-Cooled	10.5	20 A	180 lbs.

### STORAGE BINS

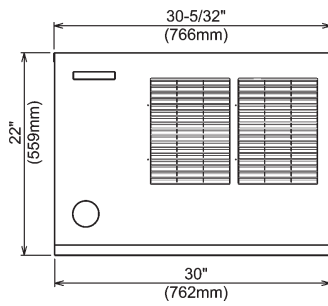
Model Number	Application Capacity	ARI-Rated Capacity
B-250	250 lbs.	230 lbs.
B-500	500 lbs.	360 lbs.
B-700	700 lbs.	550 lbs.
B-800	800 lbs.	600 lbs.
B-900	900 lbs.	660 lbs.
B-1150	1150 lbs.	N/A
B-1300	1275 lbs.	N/A
B-1500	1490 lbs.	N/A
B-1650	1605 lbs.	N/A

### ELECTRICAL & PLUMBING/KML-250/350M\_H

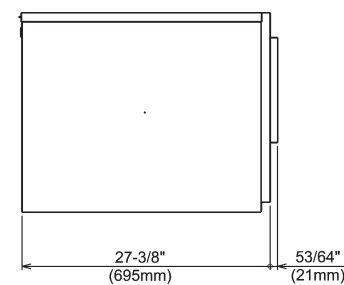
- 115/60/1
- 20 amp Max Fuse/HACR Breaker Size
- 1/2" OD copper or equivalent independent potable water supply
- 3/4" FPT independent drain connection

© HOSHIZAKI AMERICA, INC.

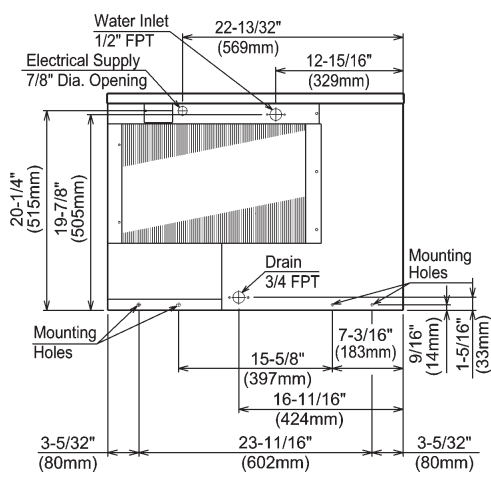
618 Hwy. 74 S., Peachtree City, GA 30269



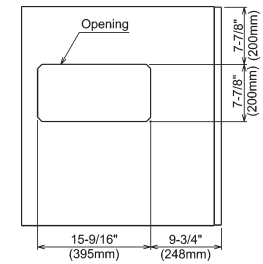
FRONT VIEW



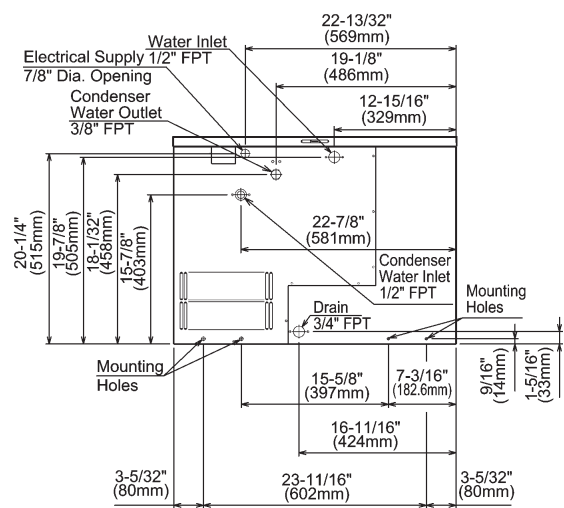
SIDE VIEW



AIR-COOLED UNIT



ICE DROP ZONE



WATER-COOLED UNIT

### OPERATING LIMITS

- Ambient Temp Range 45 - 100°F
- Water Temp Range 45 - 90°F
- Water Pressure 10 - 113psig
- Voltage Range 104 - 127V

### SERVICE

- Panels easily removed and all components accessible for service.
- Removable/cleanable air filters. (Air-cooled models only)



TEL 1-800-438-6087

FAX 1-800-345-1325

www.hoshizaki.com

Printed in U.S.A.