

S-Series 450 Ice Cube Machine



NEW



S-Series 450
Ice Machine on B-400 Bin

- SANITATION**
We've made it simple to clean
- SAVINGS**
The perfect balance of power and efficiency
- SOUND**
Designed to run whisper-quiet
- SERVICEABILITY**
Easy access means less downtime

- Up to 450 lbs. (204 kgs.) daily ice production
- Only 30" (76.20 cm) wide
- Removable water distribution tube with no tools
- Food zone designed with soft, round, cove corners
- Patented cleaning and sanitizing technology
- Select components made with AlphaSan antimicrobial

- Hinged front door for easy access
- Warranty
5-year parts and 5-year labor coverage on ice machine evaporator
5-year parts and 3-year labor coverage on ice machine compressor
3-year parts-and-labor coverage on all other ice machine, dispenser, and storage bin components



ISO 9001:2000
Quality System
Certified

America's #1 Selling Ice Machine

Ice Cube & Flake Machines • Ice Storage Bins • Ice Dispensers

Manitowoc
Foodservice Group

Manitowoc S-Series 450

Model	Cube size	Ice production 24 hours		Power kWh/100 lbs.
		lbs.	kgs.	
SD-0452A	dice	380	173	7.3
SD-0453W	dice	420	191	6.1
SY-0454A	half-dice	380	173	7.3
SY-0455W	half-dice	420	191	6.1

Water usage/100 lbs./45.4 kgs. of ice
Potable Water: 18 gallons, 68 liters • Water-cooled Condenser: 200 gallons, 757 liters

Order ice storage bin separately. "A" or "W" following model number indicates "Air" or "Water" condensing unit. Ice storage bin must be ordered separately.



Ice Machine Electric

115/60/1 standard. (208-230/60/1 and 230/50/1 also available.)

Min. circuit ampacity: Air-cooled — 13.6 amps
Water-cooled — 12.9 amps

Max. fuse size: Air-cooled, Water-cooled, Remote — 20 amps
HACR-type circuit breakers can be used in place of fuses.

Specifications

BTU Per Hour:
7,000 (average) 9,600 (peak)

Compressor:
Nominal rating: 3/4 HP

Cupra-Nickel Condenser:
(Water-cooled models)
Adds protection from corrosive water elements.

Operating Limits:

- Ambient Temperature Range:
Air and water:
35° to 110°F (1.6° to 43.3°C)
Remote: -20° to 120°F (-29° to 49°C)

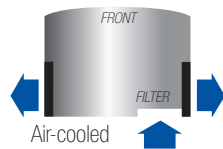
- Water Temperature Range:
35° to 90°F (1.6° to 32.2°C)

- Water Pressure Ice Maker Water In:
Min. 20 psi (137.9 kPa)
Max. 80 psi (551.1 kPa)

- Condenser Inlet Water In:
(Water cooled only)
Min. 20 psi (137.9 kPa)
Max. 150 psi (1,034.2 kPa)



Air Flow Top View

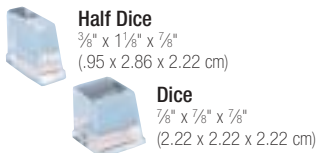


AUCS®SI Accessory



Automatic Cleaning System purchased factory installed in the machine or as an option for field retrofit.

2 Cube Sizes Available



Guardian® Accessory



Slime Inhibitor with Ice Sentry sachet refill. Sachet holder standard in S-Series machine.

24-HOUR PRODUCTION †						lbs. kgs.	
AIR-COOLED UNIT			WATER-COOLED UNIT				
air temp	water temp		air temp	water temp			
°F	50°	70°	90°	°F	50°	70°	90°
°C	10°	21°	32°	°C	10°	21°	32°
70°	450	420	390	70°	470	440	400
21°	204	191	177	21°	213	200	181
80°	430	400	370	80°	460	430	390
27°	195	181	168	27°	209	195	177
90°	410	380	350	90°	450	420	380
32°	186	173	159	32°	204	191	172

†Production for Dice and Half Dice cubes. Data is published for 60 Hz machines. 50 Hz machines produce approximately 7% less ice.

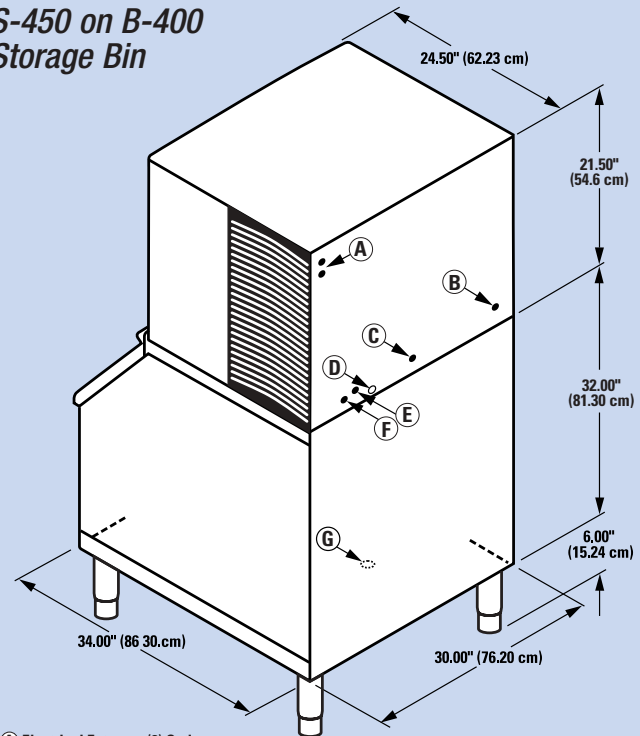
Space-Saving Designs



	S-450 B-400	S-450 B-570
Height	59.50" 151.13 cm	71.50" 181.61 cm
Width	30.00" 76.20 cm	30.00" 76.20 cm
Depth	34.00" 86.30 cm	34.00" 86.30 cm
Bin Storage	290 lbs. 131.7 kgs.	430 lbs. 195.2 kgs.

Height includes adjustable bin legs 6.00" to 8.00", (15.24 to 20.32 cm) set at 6.00" (15.24 cm). For comparison purposes multiply ARI capacity by 1.3 (30%) to arrive at approximate "Application Rating Capacity."

S-450 on B-400 Storage Bin



- A Electrical Entrance (2) Options
- B 3/8" (0.95 cm) F.P.T. Water Condenser Inlet (water-cooled units)
- C 1/2" (1.27 cm) F.P.T. Water Condenser Outlet (water-cooled units)
- D 1/2" (1.27 cm) Auxillary Base Drain Socket
- E 3/8" (0.95 cm) F.P.T. Ice Making Water Inlet
- F 1/2" (1.27 cm) F.P.T. Ice Making Water Drain
- G 3/4" (1.91 cm) Bin Drain

Installation Note - Minimum Installation Clearance: Top/Sides are 8" (20.32 cm), Back is 5" (12.7 cm).



MANITOWOC ICE, INC.
2110 South 26th Street, P.O. Box 1720
Manitowoc, WI 54221-1720, USA
Ph: 920-682-0161 • Fax: 920-683-7589
Visit us online at www.manitowocice.com

