

PS-S PureSteam™ Water Treatment System



**Multi-Stage,
Replaceable
Cartridge, In-Line
Water Treatment
System**

**For Use With:
Convection
Combo™
HyPerSteam™
HyPlus™**

Short Form

Water Treatment System shall be a Groen Model PS-S PureSteam™, designed for use with the Groen Model: _____ [Insert Combo or steamer model number], per Bulletin 143382 as follows. PS-S Treatment System to be a two stage wall mounted treatment system, with replaceable carbon block filter to remove sediment and chlorine and a special treatment blend cartridge for treatment of the hard water deposits found in most water supplies. Cartridges to install without tools and provide up to 20,000 gallons of treated water. System requires wall mounting and simple plumbing. Water Treatment System and cartridges to be made in U.S.A.

Description

Water Treatment System shall be a Groen Model PS-S PureSteam™, designed specifically for use with the Groen Model: _____ [Insert Combo or steamer model number], per Bulletin 143382 as follows:

Treatment System Construction

System shall consist of a stainless steel mounting bracket with dual cartridge heads and integrated manifold and water shutoff valve. Heads shall be designed for quick and easy cartridge replacement.

Replaceable Treatment Cartridges

System shall employ two replaceable cartridges that lock into the matching manifold heads. The A Cartridge is a block carbon type filter designed to remove silt, sediment and chlorine from incoming water. The B Cartridge is designed to dispense a special treatment blend at a constant rate. Both cartridges can be easily changed without tools. Both cartridges are designed and sized to treat up to 20,000 gallons of incoming water, prior to needing replacement.

Cartridge Replacement Interval

Both A & B Cartridges should be replaced

Models	Replacement Interval*
All Combo Models	Every 3 Months
All 3-10 Pan HyPerSteam	Every 3 Months
HY-12/24EF or GF Models	Every 2 Months
NGB or NEB Pressure Boilers	Every 2 Months

* Under normal use and typical hard water conditions.

Installation

Install using 3/4" NH [Garden Hose Type] connections in unit incoming [treated] water line. No special tools required. [Note: All current production Combo, HyPerSteam and HyPlus models are shipped with dual incoming water connection fittings. One connection is for incoming treated steam generator/boiler makeup water. The other for untreated condensate cooling water.

Mounting bracket to be secured to wall, post or bracket with two sheet metal screws and wall anchors as needed to support 20 pounds. See other side for mounting hole position and overall unit dimensions.

Installation Location Recommendation

PureSteam Water Filtration System can be installed anywhere in the incoming [treated] water line, prior to the unit [Combo/steamer etc.] using the treated water. However, we recommend it be mounted near the cooking or steam producing unit to allow easy and frequent operator inspection of cartridges. [Note: Cartridges MUST be replaced as needed, on a periodic or regular schedule, to ensure effective treatment of incoming water and long term trouble free operation of steam cooking equipment.]

Options/Accessories

- Replacement Cartridge Kit [Part No. 139026]
- Replacement A Cartridge [Part No. 139027]
- Replacement B Cartridge [Part No. 139028]

Origin of Manufacture

Treatment system and replaceable cartridges shall be made in the United States.

Applications

Treatment of Water
Containing:
Silt/sediment
Chlorine
Calcium
Iron
Magnesium

For use with Groen Model:
Convection Combo™
HyPerSteam™
HyCapacity HyPerSteam
HyPlus™ [NGB & NEB]
Generation 3™ Steamers



Single-Stage,
Replaceable Cartridge, In-Line
Water Treatment System

PS-S

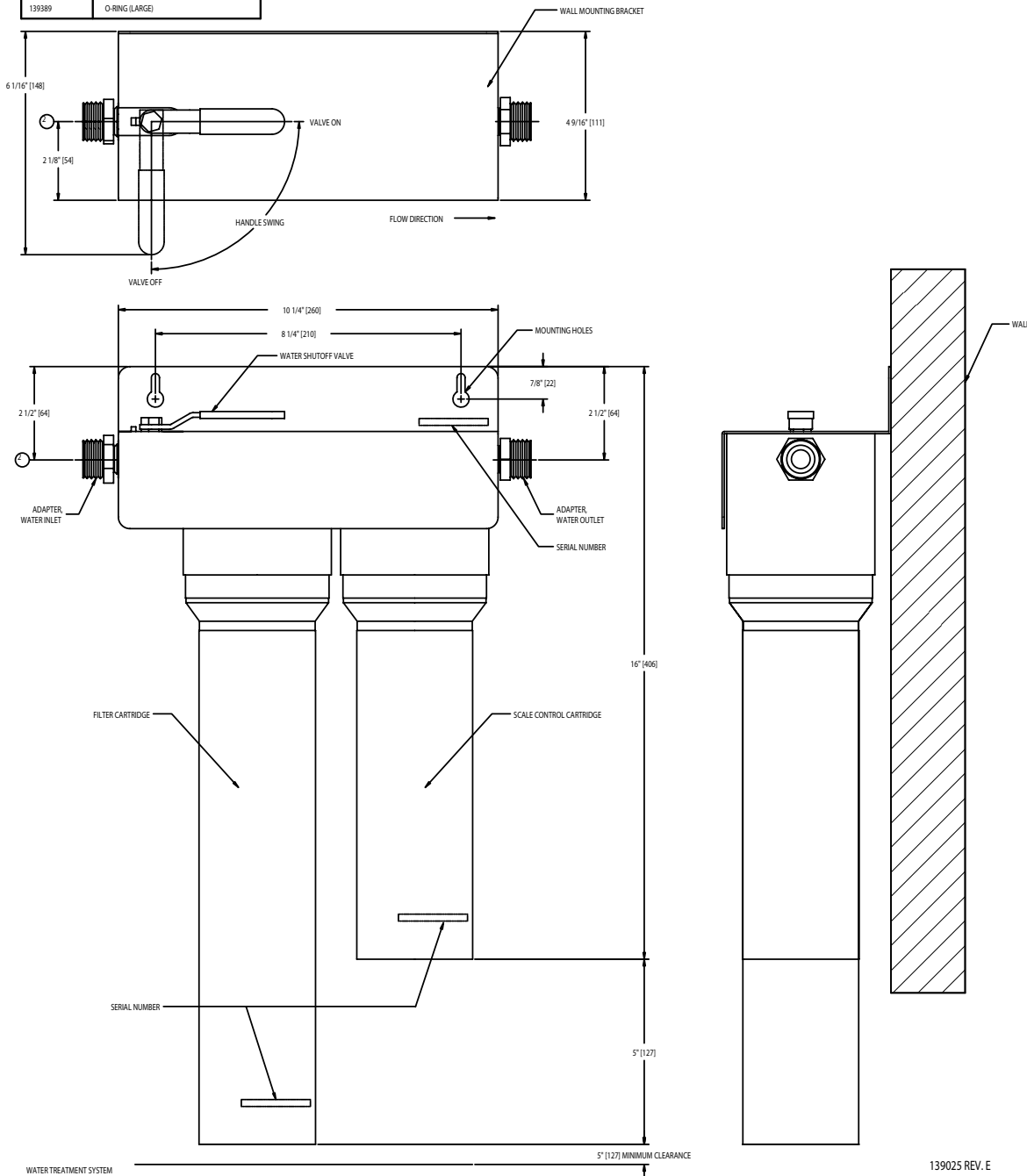


WATER TREATMENT SYSTEM PARTS LIST P/N 139025	
PART NUMBER	SERVICE PARTS
139029	WATER SHUTOFF VALVE, 1/2" FPT
139030	ADAPTER, WATER INLET 3/4" MIGHT X 1/2" MPT
139033	ADAPTER, WATER OUTLET 3/4" MIGHT X 3/8" MPT
139388	O-RING (SMALL)
139389	O-RING (LARGE)

REPLACEMENT CARTRIDGE SET PARTS LIST P/N 139026	
PART NUMBER	REPLACEMENT PARTS
139027	FILTER CARTRIDGE
139028	SCALE CONTROL CARTRIDGE

NOTES:

- SERIAL NUMBERS SHOULD APPEAR ON EACH CARTRIDGE & ON WALL MOUNTING BRACKET AS SHOWN
- COLD WATER SUPPLY CONNECTION: 3/4" NH
- DIMENSIONS IN BRACKETS () ARE MM.



WATER TREATMENT SYSTEM

139025 REV. E

SSB-WT

Water Treatment System



Description

SmartSteam Water Treatment System shall be a Groen Model SSB-WT [Part No. 149100] designed specifically for use with the Groen SmartSteam™ Boilerless Steamer as follows:

Treatment System Construction

System shall consist of a stainless steel mounting bracket with a single cartridge head, a clear filter bowl, a treatment cartridge, an integrated manifold and a water shutoff valve. It shall be designed for quick and easy cartridge replacement. Separate systems are recommended for each steamer at a location.

Replaceable Treatment Cartridges

System shall employ one replaceable treatment cartridge that locks into the manifold head and is surrounded by a clear filter bowl. The treatment cartridge is designed to dispense a special treatment blend at a constant rate as water flows through the filter bowl. The cartridge can be easily changed without special tools. The cartridge is designed to provide sufficient treatment to the water consumed by a double-stacked SmartSteam™ steamer for 6

months, or longer, before needing replacement. The clear filter bowl provides visible indication of the amount of treatment chemical remaining in the unit.

Installation

Install using 3/4" NH [Garden Hose Type] connections in unit incoming [treated] water line. No special tools required. [Note: The SmartSteam models are supplied with a single water input using NH connection fittings. Mounting bracket to be secured to wall, post or bracket with two sheet metal screws (supplied in the kit) and wall anchors as needed to support 20 pounds. See planograph for mounting hole position and overall unit dimensions.

Installation Location Recommendation

The SmartSteam Water Treatment Kit can be installed anywhere in the incoming water line, prior to the SmartSteam steamer using the treated water. However, we recommend it be mounted near the steamer to allow easy and frequent operator inspection of the cartridge. [Note: Cartridge MUST be replaced when exhausted, to ensure effective treatment of incoming water and long term trouble free cleaning of steam cooking equipment.]

Options/Accessories

- Replacement Cartridge [Part No. 149101]

Origin of Manufacture

Treatment system and replaceable cartridges shall be made in the United States of America

Single-Stage, Replaceable Cartridge, In-Line Water Treatment Kit

For use with: SmartSteam™

Short Form Water Treatment System

shall be a Groen Model SSB-WT (P/N 149101), designed for use with Groen Model SmartSteam™ Boilerless Steamer, per Bulletin 149200 as follows. SSB-WT system to be a single stage, wall mounted treatment system with a replaceable treatment cartridge and a clear filter bowl to allow observation of the condition of the treatment material. Treatment chemical to assist in cleanability of the steamer cavity from hard water despos forming in the steam generator. Cartridges to install without special tools and to provide up to six months of treated water for a single double-stacked steamer. System requires wall mounting and simple plumbing. Water treatment kit and cartridges to be made in U.S.A.

Application

Treatment of Water Containing:

Calcium
Iron
Magnesium

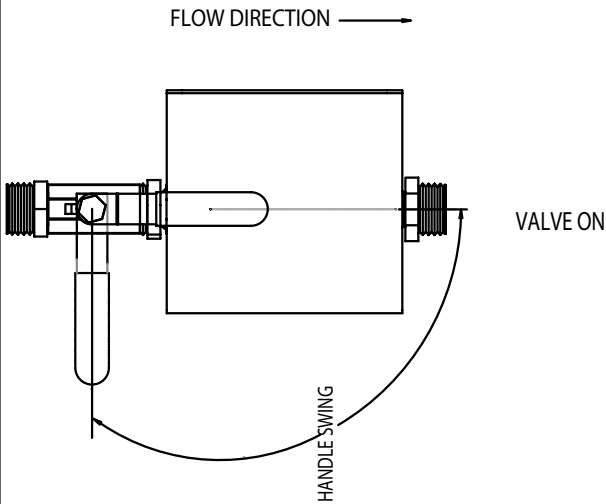
For use with Groen Model SmartSteam™



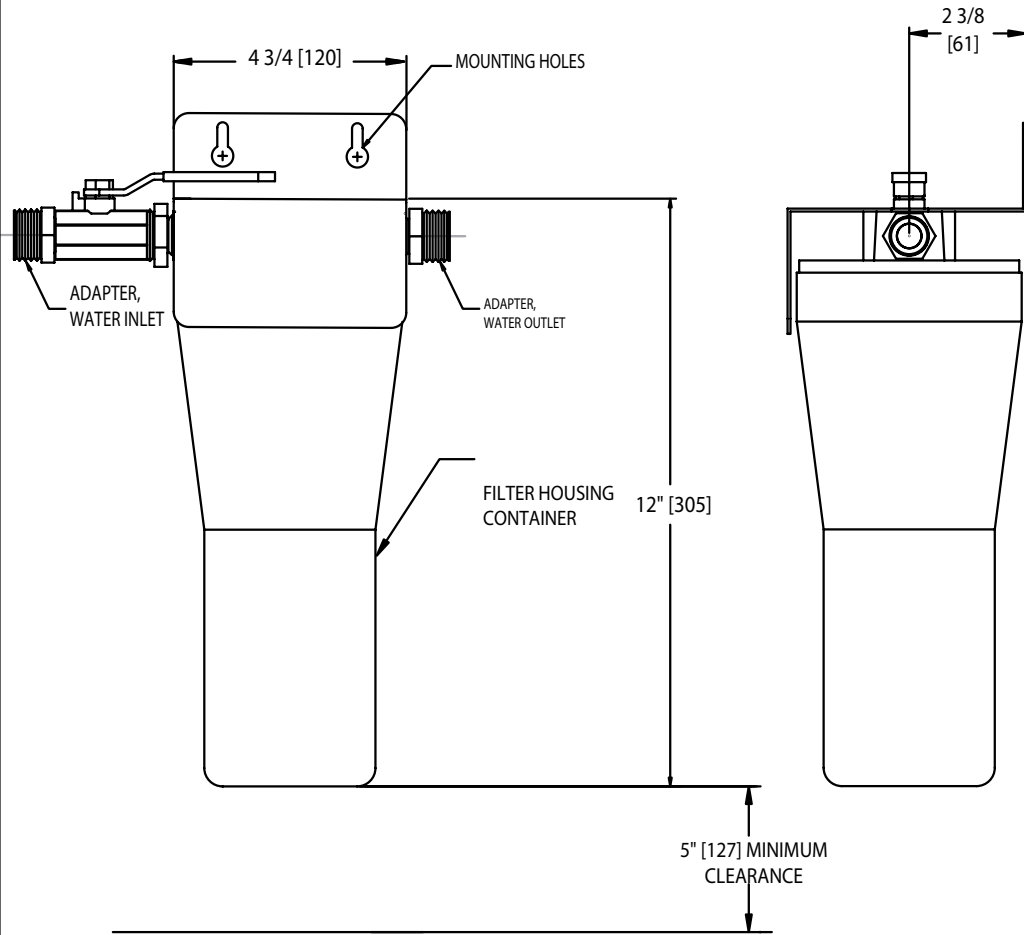
WATER TREATMENT SYSTEM PARTS LIST P/N 149100	
PART NUMBER	SERVICE PARTS
149101	REPLACEMENT CARTRIDGE
139391	FILTER HOUSING CONTAINER
139392	NIPPLE, 1/2" MPT
140839	BRACKET, FILTER MOUNTING

NOTES:

- ① COLD WATER SUPPLY CONNECTION: 3/4" NH
- ② DIMENSIONS IN BRACKETS [] ARE MM.



Single-Stage,
Replaceable Cartridge, In-Line
Water Treatment System



SSB-WT

WATER TREATMENT SYSTEM

149336 REV. A