

Item No. \_\_\_\_\_  
Quantity \_\_\_\_\_



**BEVERAGE-AIR**

### Commercial Refrigeration Equipment General Specifications

### SCHOOL MILK COOLERS SM SERIES

**MODELS:  
SM34N  
SM49N  
SM58N**

Single access, cold wall milk coolers are designed to hold milk between 32° and 38° until ready to serve. Produced in three sizes to hold 8, 12, and 16 milk cases (13"x13"x11") per unit.

Standard SM models include lids, doors, adjustable hinges, and door latches made from stainless steel. Balance of exterior is white finish on steel. Interior is galvanized steel. Floors are heavily reinforced. Heavy duty, epoxy coated steel wire floor racks are provided for added floor protection.

External thermometer, cylinder lock, bottom drain, and swivel casters (2 with locks) are provided as standard. Insulation is two inches thick foamed-in-place polyurethane, CFC free for compliance to environmental concerns. This insulation further strengthens overall construction and is impervious to liquid penetration and resulting foul odor. Overall depth of 31 inches allow easy mobility and clear passage through most doorways.

Models are also offered as standard with stainless steel exterior in place of white finish on steel. A stainless steel interior is optionally available. Additional options include wrap around and corner bumpers.

Refrigerant used is 404A, which is CFC free for full compliance to all environmental concerns. Service cord is provided at rear of cabinet for electrical plug in.



Made in USA  
<http://www.Beverage-Air.com>  
<http://CCR.Carrier.com>

**Carrier** **BEVERAGE-AIR**  
PO Box 5932, Spartanburg, SC 29304  
1-800-845-9800 Fax No. 1-864-582-5083

Model Specified \_\_\_\_\_ Store# \_\_\_\_\_

Location \_\_\_\_\_ Quantity \_\_\_\_\_

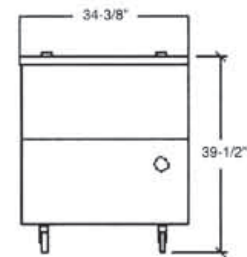


BEVERAGE-AIR

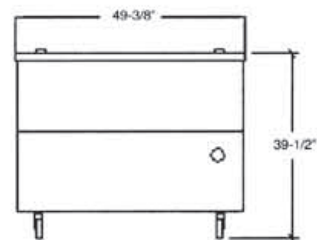
## SM Series

Models: SM34N / SM34L / SM49N / SM49L / SM58N

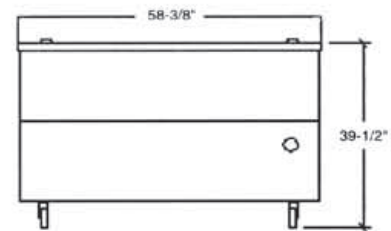
MODEL	SM34N	SM34L	SM49N	SM49L	SM58N
<b>EXT. DIMENSIONAL DATA</b>					
Net Capacity (cubic ft.)	13.6	12.6	20	18.7	24
Net Capacity (liters)	385	356	566	529	679
Width (inches)	34 3/8"	34 3/8"	49 3/8"	49 3/8"	58 3/8"
Width (mm)	873	873	1254	1254	1482
Depth (inches)	31"	31"	31"	31"	31"
Depth (mm)	787	787	787	787	787
Height (inches)	39 1/2"	39 1/2"	39 1/2"	39 1/2"	39 1/2"
Height (mm)	1003	1003	1003	1003	1003
Doors/Lids	Single/Access	Single/Access	Single/Access	Single/Access	Single/Access
<b>CASE CAPACITIES</b>					
13" x 13" x 11"	8	8	12	12	16
19" x 13" x 11"	4	4	8	8	10
<b>ELECTRICAL DATA</b>					
Volts	115	115	115	115	115
Amps	4.6	6.0	4.6	6.0	6.3
<b>REFRIG. DATA</b>					
Refrigerant	404A	404A	404A	404A	404A
Horsepower	1/4	1/3	1/3	1/3	1/3
<b>WEIGHT DATA</b>					
Gross Weight (Crated lbs)	237	246	307	307	345
Gross Weight (Crated kg)	107	111	139	139	156



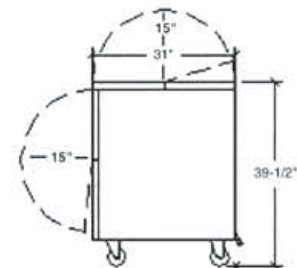
SM34N / SM34L Front



SM49N / SM49L Front



SM58N Front



SM34N, 49N, 58N Common End



Available From:



BEVERAGE-AIR

PO Box 5932 • Spartanburg, SC • 29304 • USA  
 1-800-845-9800 • Fax No. 1-864-582-5083  
 www.Beverage-Air.com