

Item No. _____
Quantity _____



BEVERAGE-AIR

GLASS FROSTER

MODELS:
GF24L
GF34L
GF48L

COMMERCIAL REFRIGERATION EQUIPMENT GENERAL SPECIFICATIONS

GF-SERIES GLASS FROSTERS

The most complete line of glass frosters available with the right size to fit your application (24", 34", and 48" sizes available). These versatile frosters quickly chill mugs and glasses to below zero for maximum frosting using a heavy duty, lift out refrigeration system. Shallow well design is "user-friendly" with access to the interior base within easy reach. Flexibility in design provides for plate storage and chilling by removing adjustable shelving.

CONSTRUCTION FEATURES AND BENEFITS:

Standard features include - heavy duty construction with attractive exterior finish of black vinyl on steel, galvanized steel interior with sliding stainless steel lids which are easily removable for cleaning. Insulation is R-22 foamed-in-place polyurethane of 2" minimum thickness for energy efficient performance. Refrigeration system includes automatic defrost of coils as standard, with a built in condensate evaporator system, which eliminates the need for floor drains or additional plumbing. A six foot electric cord set attached to unit plugs into convenient 115 volt outlet, for ease in installation.

OPTIONAL EQUIPMENT AVAILABLE:


- Stainless steel exterior finishes
- Lid locks
- Adjustable 6" legs
- Swivel casters
- Stainless steel interior



GF24L



GF34L



GF48L



Made in USA
<http://www.Beverage-Air.com>
<http://CCR.Carrier.com>



BEVERAGE-AIR

P.O. Box 5932, Spartanburg, S.C. 29304-5932
1-800-845-9800 FAX# 864-582-5083

File # _____

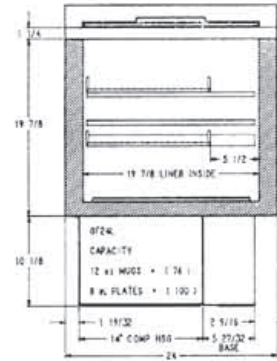
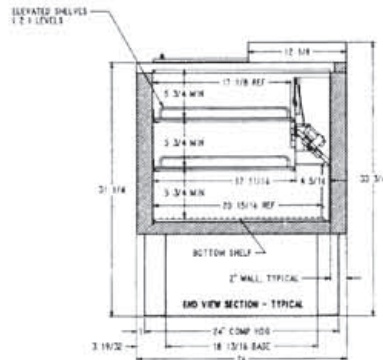
Spec. _____



BEVERAGE-AIR

GF24L, GF34L, GF48L Glass Froster

DIMENSIONS



GF24
CAPACITY
12 oz Mug - 76
8" Plate - 100

SPECIFICATIONS

GF24L

Exterior Width	24"
Exterior Depth	26 1/16"
Exterior Height	33 3/4"
Cubic Feet	4.4
Cabinet Voltage (50 Cycle Available)	115
Horsepower	1/3
Amps	6.5
Recommended BTU/HR*	1145
Crated Weight	198
FOB	Brookville
Plug-In Cord	6'

SPECIFICATIONS

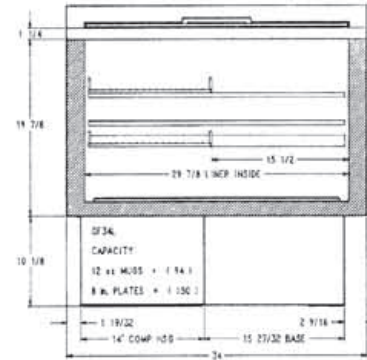
GF34L

Exterior Width	34"
Exterior Depth	26 1/16"
Exterior Height	33 3/4"
Cubic Feet	6.6
Cabinet Voltage (50 Cycle Available)	115
Horsepower	1/3
Amps	6.5
Recommended BTU/HR*	1145
Crated Weight	222
FOB	Brookville
Plug-In Cord	6'

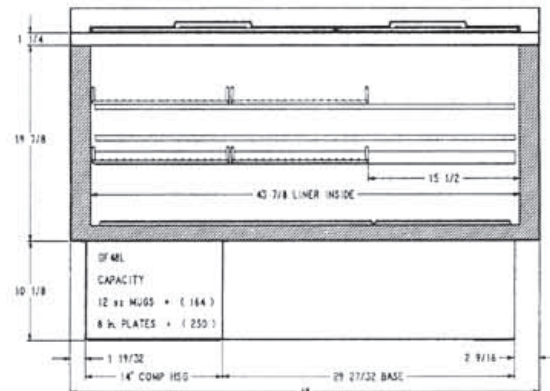
SPECIFICATIONS

GF48L

Exterior Width	48"
Exterior Depth	26 1/16"
Exterior Height	33 3/4"
Cubic Feet	9.6
Cabinet Voltage (50 Cycle Available)	115
Horsepower	1/3
Amps	7.5
Recommended BTU/HR*	1145
Crated Weight	260
FOB	Brookville
Plug-In Cord	6'



GF34
CAPACITY
12 oz Mug - 94
8" Plate - 150



GF48
CAPACITY
12 oz Mug - 164
8" Plate - 250

*Recommended BTU/HR - 1145 BTU/HR at -20° F evaporating temperature and 120° F condensing temperature.



BEVERAGE-AIR

P.O. Box 5932, Spartanburg, S.C. 29304-5932
1-800-845-9800 FAX# 864-582-5083

ECPC-135451-4/03