



BEVERAGE-AIR

Flat Glass Dry Product **BADPD** display cases



CONSTRUCTION

- Base is a modular 16 ga. Pedestal construction
- ABS plastic filled with polyurethane foam
- ABS plastic front cover - no bumper guard required
- Single pane flat tempered glass
- Stainless steel interior, including shelves and standards, except for interior walls, which consist of ABS molded plastic
- Vented sliding rear doors have one way interior mirror
- 115 volt "plug and play" operation
- Stainless steel top

FINISH

- Metal parts are finished with high quality powder coat paint
- Sides are constructed of ABS plastic
(choice of white or black - contact factory for availability)
- Stainless steel interior parts

REFRIGERATION

- None

WARRANTY

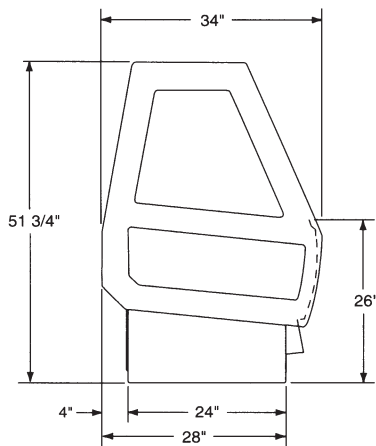
- 1 Year Limited Parts Warranty



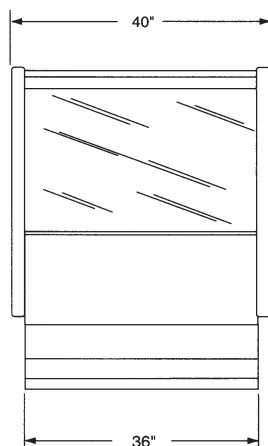
BADPD

PART NUMBER	MODEL	DESCRIPTION	LENGTH	DEPTH w/ENDS	HEIGHT w/ENDS	VOLTS	AMPS	SHIP WEIGHT	CU. FT. CAPACITY	METRIC
52-1032-01	DPD3	3' Non-Refrigerated, Dry Case	40"	34"	52"	115	1.0	383	10.8	1016 x 864 x 1315
52-1032-02	DPD3	4' Non-Refrigerated, Dry Case	52"	34"	52"	115	1.0	446	14.4	1321 x 864 x 1315

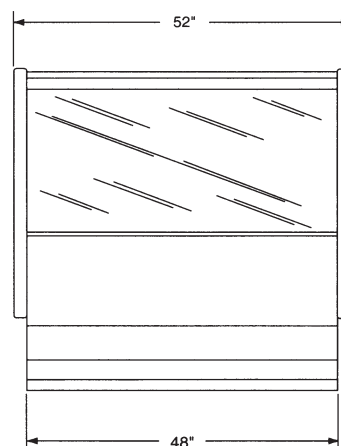
DIMENSIONS



COMMON END VIEW



BADPD3 - Rear View



BADPD4 - Rear View

The unit construction shall consist of a 16 ga. Modular Pedestal base fabrication in combination with ABS plastic, foamed-in-place polyurethane sides trimmed in black vinyl. The unit will be supplied with 2 stainless steel display shelves and stainless steel top. Also supplied are vented, mirrored sliding rear doors for interior access.

ELECTRICAL CONNECTIONS

BADPD3 and BADPD4 both utilize 9 foot long, flexible black 3 wire, 14/3 SJT cord with black molded NEMA 5-15p plug.

