

Duke Specifications

F.O.B. St. Louis, Missouri 63102



613-E4

OPTIONS:

- Solid stainless steel door
- Stainless steel interior
- Stainless steel back enclosure panel
- Seismic feet
- High voltage (380/415/440/480)
- Casters
- Porcelain drip tray
- Double stack - shipped assembled
- Extra oven racks - standard and deep depth
- Prison package - tamper proof screws, lexan hinged cover with lockable clasp
- Extended warranty

AGENCY LISTINGS:



DUKE MANUFACTURING CO.
P. O. Box 5426
St. Louis, MO 63147-0230

800.735.3853 Toll Free
314.231.1130 In Missouri
314.231.5074 Fax
www.dukemfg.com



"Your Solutions Partner"

PROJECT INFORMATION:

PROJECT: _____
ITEM: _____
QUANTITY: _____

MODEL:

Duke Convection Ovens
Double Section - Deep Depth - Electric

- 613-E4** - Double section, deep depth

STANDARD FEATURES:

- 6 racks/13 rack positions
- Porcelain interior
- 65/35 stainless steel doors
- Double pane glass in 65 door
- 8" angular stainless steel legs/adjustable feet

OVEN SECTIONS:

- Stainless steel front, sides and top
- 1-1/2" insulation on bottom, sides, back
- 3" insulation on top

OVEN CONTROLS:

- "V"** - Basic snap action thermostat (200° -500°F), 60 minute electric dial timer with continuous sounding buzzer, 2-speed fan
- "X"** - Solid state digital time and temperature controls, 12-hour countdown timer, **Cook and Hold** feature, 2-speed fan, Pulse fan capability
- "Z"** - 5 programmable menu buttons, solid state digital time and temperature controls, 12 hour countdown timer, **Cook and Hold** feature, 2-speed fan
- "ZX"** - 5 programmable menu buttons, 5 rack ID timers, solid state digital time and temperature controls, 12-hour countdown timer, 2-speed fan
- "ZZ"** - 10 programmable menu buttons, 5-rack ID timers, computerized digital time and temperature controls, **Cook and Hold** feature, 2-speed fan, Pulse Fan capability

SHORT FORM SPECIFICATIONS:

Duke Convection Ovens - Electric - Double Section - Deep Depth. Front, sides, top, door, interior door liners and door gaskets shall be constructed of stainless steel. 20% larger interior cavity than industry standard. Porcelain interior finish, with 6 racks and 13 rack positions, and 7/8" covered corners. Unit shall have 8" angular stainless steel legs with adjustable feet. Two speed blower motor. Unit shall have 65/35 stainless steel doors, simultaneously opening, with double pane glass in 65 door. Doors shall be mounted on full length solid steel shafts and bronze bushings. Interior lighting to be (2) 50 watt, 115v bulbs. Bottom, sides and back shall be fully insulated with 1-1/2" thick insulation, top to have 3" thick insulation. Units shall have 11 KW input, with 1/2 HP, 2-speed blower motor. An ON-OFF-COOL DOWN switch shall be supplied. Unit to be fused to protect against overload. Overall dimensions of unit shall be: 70-1/2" height, including 8" legs, 38" width, depth of 43-1/2" and cavity dimensions of 29"W x 24"H x 28"D.



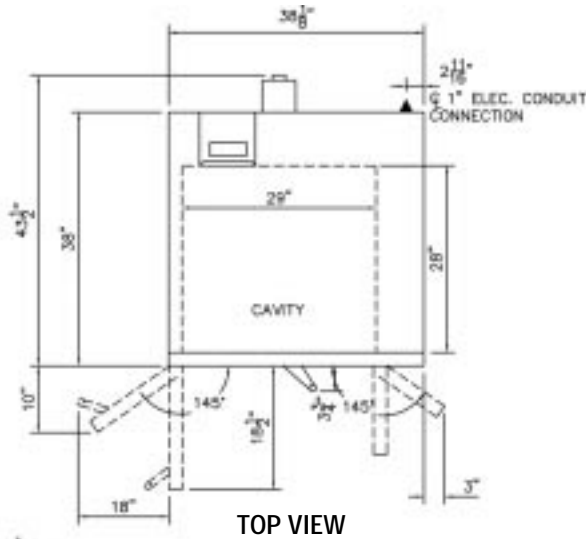
**DUKE CONVECTION OVENS
DOUBLE SECTION - DEEP DEPTH - ELECTRIC**

□ **613-E4** - Double section, deep depth

A.I.A. File No. 35-C-13

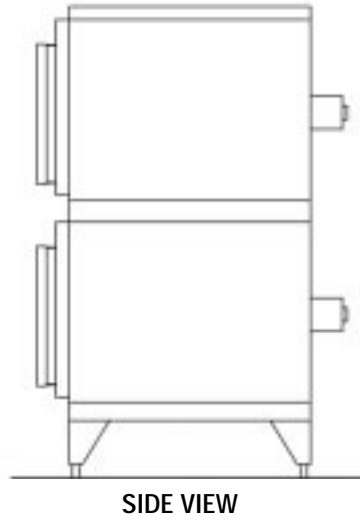
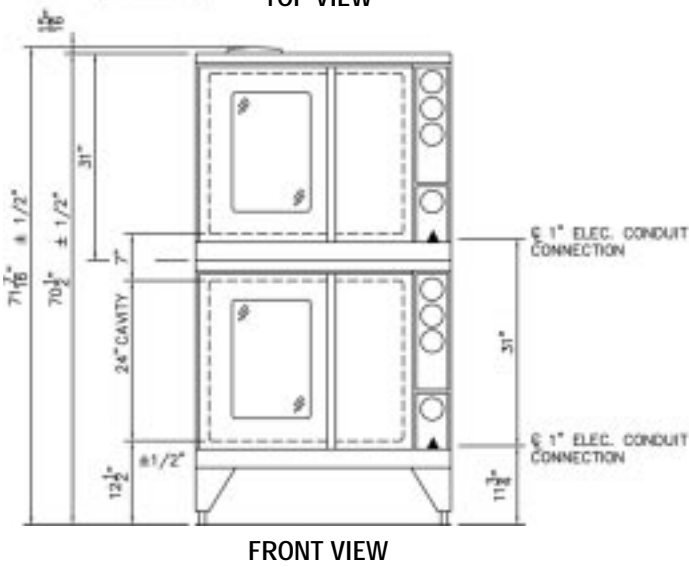
Catalog No. DCO-ELECDD

DUKE CONVECTION OVENS - DOUBLE - DEEP DEPTH - ELECTRIC



Electrical Specifications - Per Section				
	208V Amps	240 V Amps	408 V Amps	KW
1 Phase	52.8	45.8	n/a	11
3 Phase	30.5	26.5	13.3	11

▲ - Electric connection point



DIMENSIONS:

Freight Class: 85

Model	Depth front view		Width		Height top view		Cube ft. crated	Weight	
	in.	cm	in.	cm	in.	cm		lbs.	kg
613-E4	43-1/2	110.5	38	96.5	70-1/2	179.1	76.5	1020	464.0



DUKE MANUFACTURING CO.
P. O. Box 5426
St. Louis, MO 63147-0230

800.735.3853 Toll Free
314.231.1130 In Missouri
314.231.5074 Fax
www.dukemfg.com

10/99

Specifications subject to change

Printed in U.S.A.
©1999, Duke Manufacturing Co.