



# GLO-RAY® DESIGNER HEATED SHELVES AND BUFFET WARMERS

Models GR2S-24, -30, -36, -42, -48, -54, -60, -66, -72  
GR2BW-24, -30, -36, -42, -48, -54, -60, -66, -72

Hatco Glo-Ray *Designer* Heated Shelf and Buffet Warmer are designed to keep all foods at optimum serving temperatures without affecting quality.

Combining state-of-the-art design with performance, these warmers place the focus on the product while holding hot food safely at proper serving temperatures. The modern design is perfect for front-of-the-house use. *Designer* powdercoating blends these units with the décor while providing a durable, easy-to-clean surface.

## FLEXIBILITY

Ideal for holding hot food at kitchen work areas, waitress pick-up stations, or customer serving points.

The *Designer* series warmers come standard with black inset panels. Choose from five other color options to blend the warmer with any décor, or chose a unit in one of six solid colors.


## QUALITY

The following features assure the finest performance for years to come:

- All models feature a thermostatically-controlled hardcoated heated base to extend the holding times of most food, *Designer* color inset panels and a 6' (1829 mm) cord and plug set.
- Available in *Designer* colors: warm red, white granite, black, hunter green, gray granite, and navy blue.
- Available in heated surface widths from 23<sup>3</sup>/<sub>4</sub>" to 71<sup>3</sup>/<sub>4</sub>" (603-1822 mm) and overall widths of 30<sup>1</sup>/<sub>8</sub>" to 78<sup>1</sup>/<sub>8</sub>" (765-1984 mm).

## GR2BW Models

- Buffet Warmers have prefocused infrared top heat directing heat to the outer edges of the holding surface where heat loss is the greatest.
- Shatter-resistant incandescent lights enhance product display while safeguarding food products from bulb breakage.
- Sturdy acrylic breath protectors provide a safe environment when serving food.



Model GR2S-30 with *Designer* color inset panels and accessory pizza pans



Model GR2BW-30 with *Designer* color inset panels and accessory food pans



Model GR2BW-30 in optional *Designer* black with accessory food pans



METAL SHEATHED HEATING ELEMENTS GUARANTEED AGAINST BURNOUT AND BREAKAGE FOR TWO YEARS, BLANKET ELEMENTS FOR ONE YEAR.



HATCO CORPORATION P.O. Box 340500 Milwaukee, WI 53234-0500 U.S.A.  
(800) 558-0607 • (414) 671-6350 • Fax (800) 543-7521 • Int'l. Fax (414) 671-3976  
www.hatcocorp.com • E-mail: equipsales@hatcocorp.com

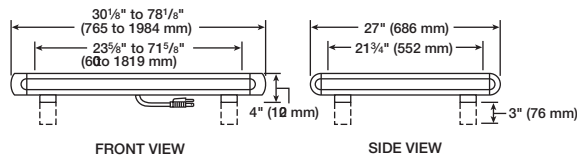
Form No. GR2S/2BW-1006(S)

Printed in U.S.A.

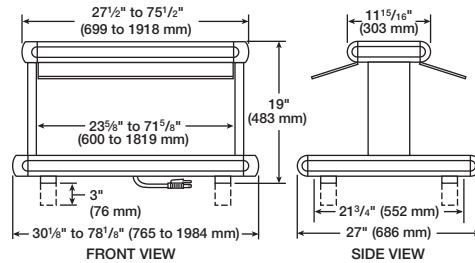


# GLO-RAY® DESIGNER HEATED SHELVES AND BUFFET WARMERS

Models GR2S-24, -30, -36, -42, -48, -54, -60, -66, -72  
GR2BW-24, -30, -36, -42, -48, -54, -60, -66, -72



GR2S Models



GR2BW Models

## SPECIFICATIONS

### Designer Heated Shelves

Model <sup>▲</sup>	Watts	Width	Shipping Weight
GR2S-24	350	30 <sup>1</sup> / <sub>8</sub> " ( 765 mm)	32 lbs. (15 kg)
GR2S-30 <sup>*</sup>	450	36 <sup>1</sup> / <sub>8</sub> " ( 918 mm)	39 lbs. (18 kg)
GR2S-36	550	42 <sup>1</sup> / <sub>8</sub> " (1070 mm)	42 lbs. (19 kg)
GR2S-42 <sup>*†</sup>	600	48 <sup>1</sup> / <sub>8</sub> " (1222 mm)	51 lbs. (23 kg)
GR2S-48 <sup>†</sup>	700	54 <sup>1</sup> / <sub>8</sub> " (1375 mm)	55 lbs. (25 kg)
GR2S-54 <sup>*†</sup>	800	60 <sup>1</sup> / <sub>8</sub> " (1527 mm)	59 lbs. (27 kg)
GR2S-60 <sup>†</sup>	900	66 <sup>1</sup> / <sub>8</sub> " (1680 mm)	64 lbs. (29 kg)
GR2S-66 <sup>*†</sup>	1000	72 <sup>1</sup> / <sub>8</sub> " (1832 mm)	68 lbs. (31 kg)
GR2S-72 <sup>†</sup>	1100	78 <sup>1</sup> / <sub>8</sub> " (1984 mm)	74 lbs. (34 kg)

### Designer Buffet Warmers

Model <sup>▲</sup>	Watts	Width	Shipping Weight
GR2BW-24	970	30 <sup>1</sup> / <sub>8</sub> " ( 765 mm)	76 lbs. (34 kg)
GR2BW-30 <sup>*</sup>	1230	36 <sup>1</sup> / <sub>8</sub> " ( 918 mm)	85 lbs. (39 kg)
GR2BW-36	1470	42 <sup>1</sup> / <sub>8</sub> " (1070 mm)	97 lbs. (44 kg)
GR2BW-42 <sup>*†</sup>	1790	48 <sup>1</sup> / <sub>8</sub> " (1222 mm)	110 lbs. (50 kg)
GR2BW-48 <sup>†</sup>	2040	54 <sup>1</sup> / <sub>8</sub> " (1375 mm)	125 lbs. (57 kg)
GR2BW-54 <sup>*†</sup>	2290	60 <sup>1</sup> / <sub>8</sub> " (1527 mm)	130 lbs. (59 kg)
GR2BW-60 <sup>†</sup>	2660	66 <sup>1</sup> / <sub>8</sub> " (1680 mm)	154 lbs. (70 kg)
GR2BW-66 <sup>*†</sup>	2920	72 <sup>1</sup> / <sub>8</sub> " (1832 mm)	169 lbs. (77 kg)
GR2BW-72 <sup>†</sup>	3185	78 <sup>1</sup> / <sub>8</sub> " (1984 mm)	186 lbs. (84 kg)

<sup>▲</sup> When no color is specified, *Designer* color inset panels will be black and *Designer* corner caps will be dark gray.

<sup>\*</sup> Indicates models that accommodate multiple food pans:  
30" (762 mm) = 2 pans, 42" (1067 mm) = 3 pans, 54" (1372 mm) = 4 pans,  
and 66" (1676 mm) = 5 pans.

<sup>†</sup> NSF requires units over 36" (914 mm) in width or weighing more than 80 lbs. (36 kg) to be either sealed, or raised on the installation surface with the 4" (102 mm) legs included.

## OPTIONS (NOT FOR RETROFIT)

- Unit and Inset Panel *Designer* Colors: Warm Red, Black, Gray Granite, White Granite, Navy Blue, Hunter Green
- Infinite Control (GR2BW-24 through GR2BW-60 models only for top heat)
- 14" (356 mm) Breath Protector (In lieu of standard 7<sup>1</sup>/<sub>2</sub>" (191 mm))
- Designer* Corner Caps in Black
- Halogen Bulbs in lieu of Standard Display Lights (GR2BW models only)

## PRODUCT SPECS

### Designer Heated Shelf and Buffet Warmer

The Heated Shelf or Buffet Warmer shall be a Glo-Ray® Model .... as manufactured by the Hatco Corporation, Milwaukee, WI 53234 U.S.A.

The Shelf/Warmer shall be rated at ....watts, ....volts, and be ....inches (millimeters) in overall width. It shall consist of a thermostatically-controlled heated base, *Designer* color inset panels, and a cord with plug attached.

**HATCO CORPORATION P.O. Box 340500 Milwaukee, WI 53234-0500 U.S.A. • (800) 558-0607 • (414) 671-6350**  
**Fax (800) 543-7521 • Int'l. Fax (414) 671-3976 • www.hatcocorp.com • E-mail: equipsales@hatcocorp.com**

## DIMENSIONS

GR2S: 30<sup>1</sup>/<sub>8</sub>"-78<sup>1</sup>/<sub>8</sub>"W x 27"D x 4"H\* (765-1984 x 686 x 102 mm).  
 Heated Surface: 23<sup>3</sup>/<sub>4</sub>"-71<sup>3</sup>/<sub>4</sub>"W x 21<sup>3</sup>/<sub>4</sub>"D (603-1822 x 552 mm).

GR2BW: 30<sup>1</sup>/<sub>8</sub>"-78<sup>1</sup>/<sub>8</sub>"W x 27"D (including breath protectors) x 19"H\* (765-1984 x 686 x 559 mm).

Heated Surface: 23<sup>3</sup>/<sub>4</sub>"-71<sup>3</sup>/<sub>4</sub>"W x 21<sup>3</sup>/<sub>4</sub>"D (603-1822 x 552 mm).

\* Add 3" (76 mm) to height when using 4" (102 mm) legs.

## VOLTAGE

GR2S: 120 volts, single phase only (uses NEMA 5-15P).

GR2BW-24 & -30: 120 volts, 3-wire (uses NEMA 5-15P).<sup>▼</sup>

GR2BW-36 & -42: 120 volts, 3-wire (uses NEMA 5-15P, NEMA 5-20P – Canada).<sup>▼</sup>

GR2BW-48 & -54: 120 volts, 3-wire (uses NEMA 5-20P).  
 Not for Canada.<sup>▼</sup>

GR2BW-60, -66, & -72: 120/208 or 120/240 volts, single phase, 4-wire (uses NEMA L14-20P).

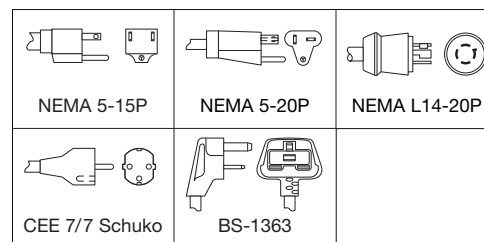
<sup>▼</sup> Also available in 120/208 volts or 120/240 volts, single phase, 4-wire (uses NEMA L14-20P).

Export voltages available.

## CORD LOCATION

Center of bottom on control side.

## PLUG CONFIGURATIONS



## ACCESSORIES

- 4" (102 mm) *Designer* Legs (Standard on units GR2S-42 or GR2BW-42 and larger)
- Stainless Steel Food Pans
- Wire Trivets – Stainless Steel or Plated

The Buffet Warmer includes infrared heat from above, breath protectors, and incandescent display lights.

The infrared heating element shall be tubular metal sheathed and the base shall be a blanket element.

Accessories shall include stainless steel food pans, wire trivets, and 4" *Designer* legs.