



ITEM#

DECORATIVE HEAT LAMPS

Models DL-400, -500, -700, -725, -750, -760, -775, -800
DLH-400, -500, -700, -725, -750, -760, -775, -800

Hatco Decorative Heat Lamps hold food warm at kitchen work areas, waitress pickup stations, or customer serving points, while enhancing your décor. Compliment your décor with the 200 watt maximum lighting only option. Match your heat lamps to your customer lighting needs.

FLEXIBILITY

The Hatco DL series offers great flexibility with standard and high watt bulbs, or lighting only applications, eight lamp shade styles, eight different mounting arrangements, four switch options, and fourteen colors to customize your operation.

QUALITY

The following features assure the finest performance for years to come.

- Standard and high watt bulbs available.
- Models available in eight lamp shade styles.
- Eight different mounting arrangements to choose from.
- Four switch options.
- Available in six *Designer* colors: Warm Red, Black, Gray Granite, White Granite, Navy Blue, Hunter Green.
- Available in six gloss finishes: Smooth White, Radiant Red, Gleaming Gold, Glossy Gray, Brilliant Blue, Bold Black
- Available in two polished finishes: Bright Brass and Bright Nickel
- Available for food holding and display, or lighting only applications.




Model DL-500-SU
in optional
Designer color



Model DLH-800-STR
high watt, in optional
gloss finish, with
remote switch



Model DL-400-SU
in optional
Designer color



Model DL-700-AU
in optional
Designer color



Model DL-750-CL
in optional
gloss finish



Model DL-725-SPU
with optional
polished finish



Model DLH-775-RPR
with optional
polished finish



Model DL-760-SL
in optional *Designer* color



See our *Decorative Lamp Configurator* on the Hatco website: www.hatcocorp.com



HATCO CORPORATION P.O. Box 340500 Milwaukee, WI 53234-0500 U.S.A.
(800) 558-0607 • (414) 671-6350 • Fax (800) 543-7521 • Int'l. Fax (414) 671-3976
www.hatcocorp.com • E-mail: equipsales@hatcocorp.com

Form No. DL Spec Sheet

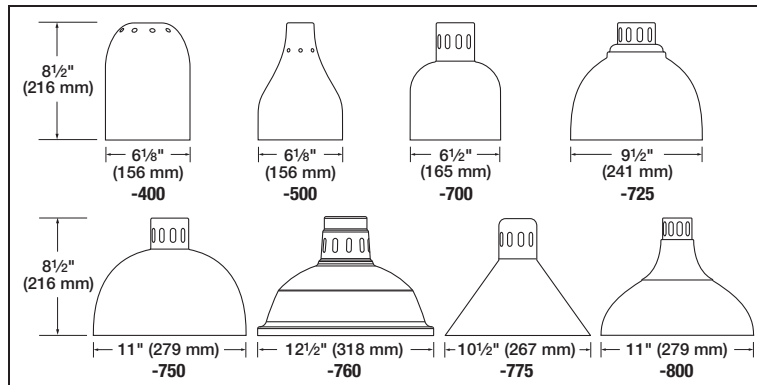
Printed in U.S.A.
September 2007



DECORATIVE HEAT LAMPS

Models DL-400, -500, -700, -725, -750, -760, -775, -800
DLH-400, -500, -700, -725, -750, -760, -775, -800

SHADE STYLES & DIMENSIONS

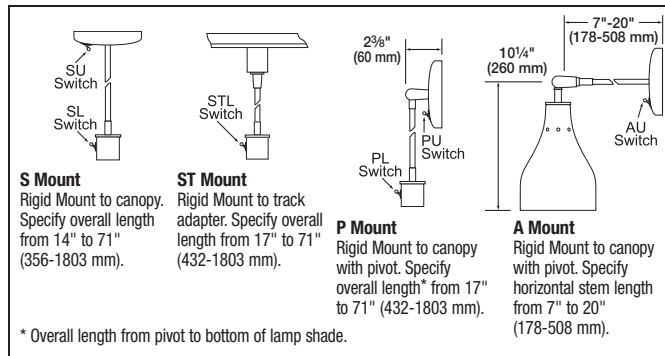
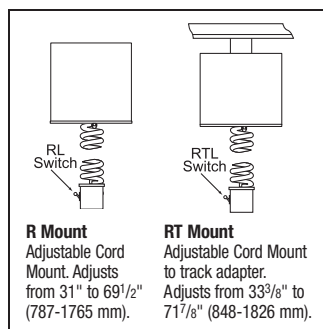
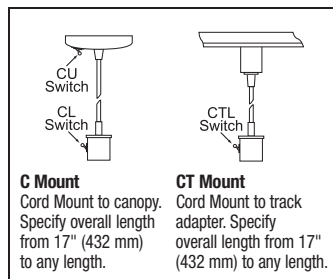


SPECIFICATIONS

Model [▲]	Maximum Watt Bulb (Not Included)	Volts [*]	Shipping Weight
DL (Luminaire)	200	120	6-10 lbs. (3-6 kg)▼
DL (Standard)	250	120 or 240	6-10 lbs. (3-6 kg)▼
DLH (High Watt)	375	120	6-10 lbs. (3-6 kg)▼

▲ Not field convertible. * Single phase. ▼ Depending on components.

MOUNTING STYLES



OPTIONS (NOT FOR RETROFIT)

- Designer Colors: Warm Red, Black, Gray Granite, White Granite, Navy Blue, Hunter Green
- Gloss Finishes: Smooth White, Gleaming Gold, Glossy Gray, Bold Black (standard), Radiant Red, Brilliant Blue
- Polished Finishes: Bright Brass, Bright Nickel (Shade styles -500, -725, -775 only)
- Clear Coated Brushed Metal Finish (Lamp shade only)
- White Cord (Black is standard) (C and R mounts only)
- Luminaire Lighting (200W bulb maximum - not included)

ACCESSORIES

- Uncoated Clear Bulb, 250W

PRODUCT SPECS

Decorative Heat Lamp

The Decorative Heat Lamp shall be a Hatco Modelas manufactured by the Hatco Corporation, Milwaukee, WI 53234 U.S.A.

With 24/7 parts and service assistance (U.S. and Canada only), the

HATCO CORPORATION P.O. Box 340500 Milwaukee, WI 53234-0500 U.S.A. • (800) 558-0607 • (414) 671-6350
Fax (800) 543-7521 • Int'l. Fax (414) 671-3976 • www.hatcocorp.com • E-mail: equipsales@hatcocorp.com

ORDERING INSTRUCTIONS

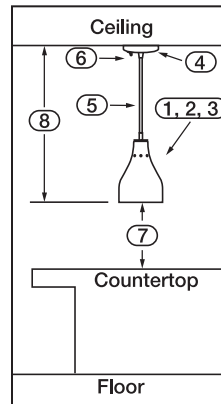
Luminaire lamps are for lighting only. LUMINAIRE option must be specified when lamps are utilized for decorative purposes only (no heating). This option is not field convertible. Maximum 200 watts.

CLEARANCE REQUIREMENTS

NOTE: Install standard watt (120V bulb, 250W) no closer than 1" from a sidewall and no closer than 16" above a flammable surface, or no closer than 5" to a non-combustible surface.

NOTE: Install HIGH WATT (120V, 375W bulb) no closer than 1" from a sidewall and no closer than 27" above a flammable surface, or no closer than 5" to a non-combustible surface.

Specify the following information with your order.



1. Voltage: 120V
2. Bulb Code: 200W = Luminaire, 250W = DL, 375W (UL Listed) = DLH
Bulb Color/Coating:
250W- Clear Uncoated, Clear Coated, Red Uncoated, or Red Coated;
375W- Clear Uncoated, Clear Coated, Red Uncoated, or Red Coated
3. Shade Style Code: -400, -500, -700, -725, -750, -760, -775, -800
Unit Color: Warm Red, Black, Gray Granite, White Granite, Navy Blue, Hunter Green, Smooth White, Gleaming Gold, Glossy Gray, Bold Black, Radiant Red*, Brilliant Blue*, Clear Coat Brushed Metal* (lampshade only), Bright Brass[▲], Bright Nickel[▲]

4. Mounting Style Code: R, RT, C, CT, S, ST, P, A
5. Cord/Track Color: Black (standard), White (optional)
6. Switch Location Code: Upper (U), Lower (L), Remote (R), or None (N)
7. Clearance: from bulb to surface (see NOTE above)
8. Overall Unit Length: from ceiling to bottom of warmer lamp shade or from center of shade to wall

* Special process required, see price list for additional pricing.

▲ Bright Brass and Bright Nickel finishes are only available in shade styles -500, -725, and -775.

Example		Also specify when ordering:
Decorative Lamp	DLH-400-CR	Bulb Style
High Wattage	Switch Location	Shade Color
	Mounting Style	Track Color/Length
	Shade Style	Cord Color
		Overall Length

SWITCH LOCATIONS

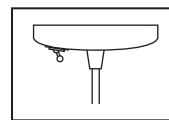
U – Upper[†], L – Lower[†], R – Remote^{*}, N – None (supplied by installer)

[†] Not available on high watt models.

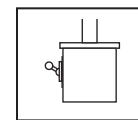
^{*} Not available on track mounts or R mounting style.

^{*} Not available on A mounting style.


• Up to four 250W lamps, or two 375W lamps maximum per remote switch.



Upper Switch



Lower Switch



Remote Switch

(Accommodates 10 amps)

- Coated Clear Bulb, 250W
- Uncoated Red Bulb, 250W
- Coated Red Bulb, 250W
- Uncoated Clear Bulb, 375W (120V DLH models only)
- Coated Clear Bulb, 375W (120V DLH models only)
- Uncoated Red Bulb, 375W (120V DLH models only)
- Coated Red Bulb, 375W (120V DLH models only)
- Track Mount Bar (Specify 4', 8', or 12' (1219, 2438, or 3658 mm) track length and color option of black or white for track and adapter) (120V only) (Maximum 1920 watts per any length track)
- Additional Track Installation and Modification Kit (Specify color option of black or white)

Decorative Heat Lamp shall be rated atwatts,volts and beinches (millimeters) in overall length. It shall consist of a powdercoated or gloss vented lamp shade and mounting. Switch locations can be upper, lower, remote or supplied by installer. Bulb options are uncoated or coated, clear or red, 250W (DL models) or 375W (DLH models).