


Drop-In Self-Contained Frost Top

Short Form Specifications

Top is one-piece, 18-gauge stainless steel. Top has a drain trough and 2" (5.1 cm) overhang around perimeter. Top is elevated 1.68" (2.5cm) above counter surface. Underside of frost top is sealed with refrigeration lines and insulated with high-density, closed-cell polyurethane. Exterior housing is 22-gauge galvanized steel.

Condensing unit is suspended below the frost top on a 16-gauge steel frame. Condensing unit uses HFC-404a refrigerant. Unit has an ON/OFF toggle switch, an 8' (2.4m) cord and NEMA 5-15 plug. Unit has (1) stainless steel louver provided for field installation; cutout dimensions are 12" x 23.5" (30.5cm x 59.7cm). A second opening at the rear of the cabinet is provided at installation to allow for proper air circulation.

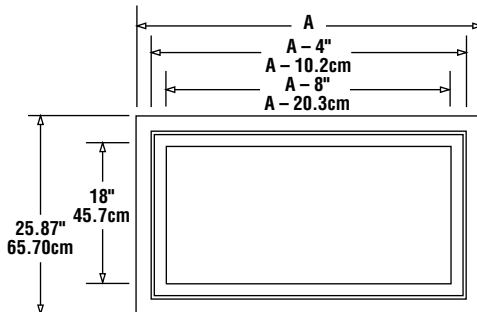


Model N8259

Optional Accessories and Modifications

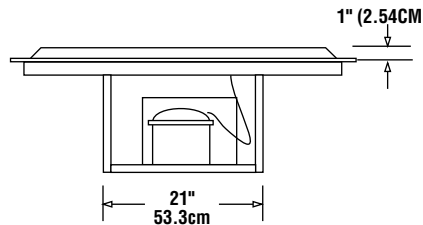
- Single or double service flip-up sneezeguards
- Relocate compressor
- *220V/50 cycle electrical system

*Inclusion of this option will alter electrical specifications of the unit.



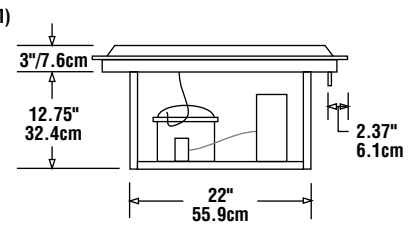
NOTE: NOT TO SCALE

PLAN VIEW
N8200 MODELS



NOTE: NOT TO SCALE

ELEVATION VIEW
N8200 MODELS



NOTE: NOT TO SCALE

RIGHT END VIEW
N8200 MODELS

Mechanical Data—Standard Unit



MODEL NUMBER	A	COUNTER CUTOUT DIMENSIONS	VOLTS/HERTZ/ PHASE	H.P.	AMPS	SHIP WEIGHT
N8231	31.75" (80.6cm)	31.00" x 25" (78.1cm x 63.5cm)	115/60/1	1/4	7.0	170 lbs/ 77 kg
N8245	45.62" (115.9cm)	44.63" x 25" (113.3cm x 63.5cm)	115/60/1	1/4	7.0	185 lbs/ 83 kg
N8259	59.5" (151.1cm)	58.50" x 25" (148.59cm x 63.5cm)	115/60/1	1/4	7.0	213 lbs/ 96 kg
N8273	73.37" (186.4m)	72.38" x 25" (183.84cm x 63.5cm)	115/60/1	1/3	8.0	218 lbs/ 98 kg
N8287	87.25" (221.6cm)	86.25" x 25" (219.07cm x 63.5cm)	115/60/1	1/3	8.0	224 lbs/ 101 kg



PROJECT _____

ITEM NUMBER _____

QUANTITY _____ DATE _____

APPROVAL _____


N8600

Drop-In Self-Contained Electric Hot & Cold Pans

Short Form Specifications

Top and well are one-piece 18-gauge stainless steel. Top has .68" (4.26cm) overhang around perimeter. Well is 8" (20.3cm) deep and creased to a 1" (2.5cm) diameter drain. Unit is provided with adapter bars to allow placement of 12" 20 (30.5cm x 50.8cm) pans. Sides are wrapped with refrigeration lines and insulated with 1" (2.5cm) of blanket insulation. Exterior housing is 20-gauge galvanized steel.

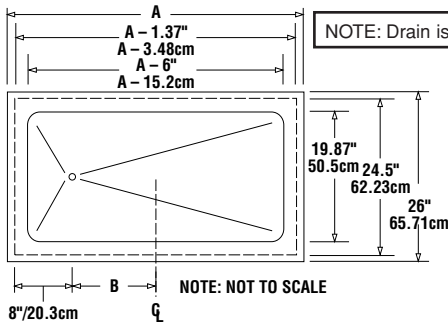
Condensing unit is suspended below the well on a 16-gauge steel frame. Condensing unit uses HFC-134a refrigerant. Unit has a single temperature control and a three-way toggle switch provided in a control panel for mounting in a counter or at a remote location. Unit has a three-wire electrical junction box mounted to the underside of the unit. Unit must be hard-wired at installation. Unit has one stainless steel louver provided for field installation; cutout dimensions for louvers is 12" x 23.5" (30.5cm x 59.7cm)



Model N8645
pans by others

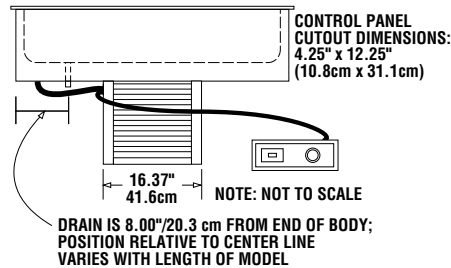
Optional Accessories and Modifications

- Adapter plates and bars
 - Single or double service flip-up sneezeguards
 - Relocate compressor
 - Telescoping cover
 - *220V/50 cycle electrical system
- *Inclusion of this option will alter electrical specifications of the unit.

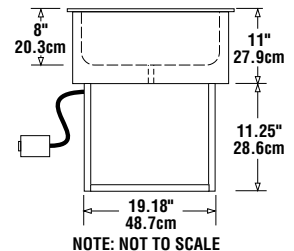


PLAN VIEW
8600 MODELS


NOTE: Drain is located on left if facing service side.



ELEVATION VIEW
8600 MODELS



RIGHT END VIEW
8600 MODELS



Mechanical Data—Standard Unit

MODEL NUMBER	A	B	COUNTER CUTOUT DIMENSIONS	VOLTS/HERTZ/ PHASE	H.P.	AMPS	SHIP WEIGHT
N8631	31.75" (80.6cm)	5.91" (15cm)	30.75" X 25" (78.10cm x 63.5cm)	115/60/1	1/5	17.0	179 lbs/ 81 kg
N8645	45.62" (115.9cm)	12.84" (32.6cm)	44.62" x 25" (113.36cm x 63.5cm)	120/208/230	1/5	17.0	212 lbs/ 95 kg
N8659	59.5" (151.1cm)	19.78" (50.2cm)	58.5" x 25" (148.6cm x 63.5cm)	120/208/230	1/4	22.0	252 lbs/ 113 kg
N8673	73.37" (186.4cm)	26.71" (67.8cm)	72.38" x 25" (183.84cm x 63.5cm)	120/208/230	1/4	28.0	266 lbs/ 102 kg
N8687	87.25 (221.6cm)	33.65" (85.5cm)	86.25" x 25" (219.07cm x 63.5cm)	120/208/230	1/3	33.0	303 lbs/ 136 kg

The Delfield Company, 980 S. Isabella Rd., Mt. Pleasant, MI 48858, U.S.A. • (800) 733-8821 • Fax (800) 669-0619 • www.delfield.com
Delfield reserves the right to make changes in design or specifications without prior notice. ©2003 The Delfield Company. All rights reserved. Printed in U.S.A.