



PROJECT \_\_\_\_\_  
 ITEM NUMBER \_\_\_\_\_  
 QUANTITY \_\_\_\_\_ DATE \_\_\_\_\_  
 APPROVAL \_\_\_\_\_

# N8000N

## Narrow Drop-In Ice Cooled Cold Pans

### Short Form Specifications

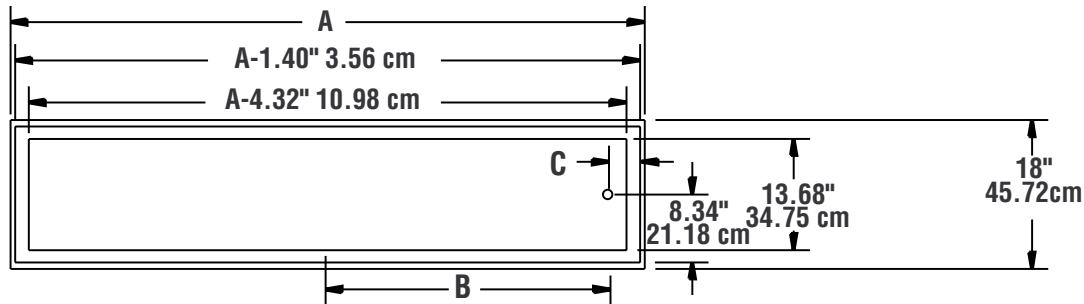
Top is one piece 20-gauge stainless steel. Interior liner is 22-gauge stainless steel and is creased to 1.00" (2.54 cm) diameter drain. Unit shall have a sectional, removable perforated stainless steel false bottom. Unit shall be provided with adapter bars to allow placement of 12" x 20" (30.5 cm x 50.8 cm) pans. Unit is supplied with 1" (2.54 cm) plastic drain to be installed by customer. Exterior housing shall be 22-gauge galvanized steel. Unit shall be insulated with high density closed cell polyurethane.

### Optional Accessories & Modifications


- Custom sizes and styles
- Single or double service flip-up sneezeguards



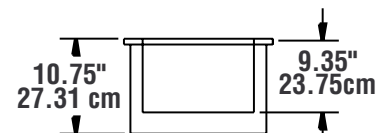
**Model N8046N**  
(pans by others)



**TYPICAL PLAN VIEW**



**TYPICAL ELEVATION VIEW**



**TYPICAL END VIEW**

### Mechanical Data: Standard Unit



MODEL NUMBER	A	B	C	COUNTER CUTOUT DIMENSIONS (D x L)	# OF 12" X 20" PANS HELD	SHIPPING WEIGHT
<b>N8046N</b>	46.75" 118.75 cm	14.41" 36.60 cm	8.25" 20.95 cm	17" x 45.75" 43.18 cm x 116.20 cm	2	100 lbs 46 kg
<b>N8068N</b>	67.5" 171.5cm	14.41" 36.60 cm	18.64" 47.35 cm	17" x 66.50" 43.18 cm x 168.91 cm	3	120 lbs 55 kg