

**IN  
SINK  
ERATOR**

# LIGHT COMMERCIAL MODEL LC-50

## APPLICATION:

Designed for light commercial food waste elimination in:

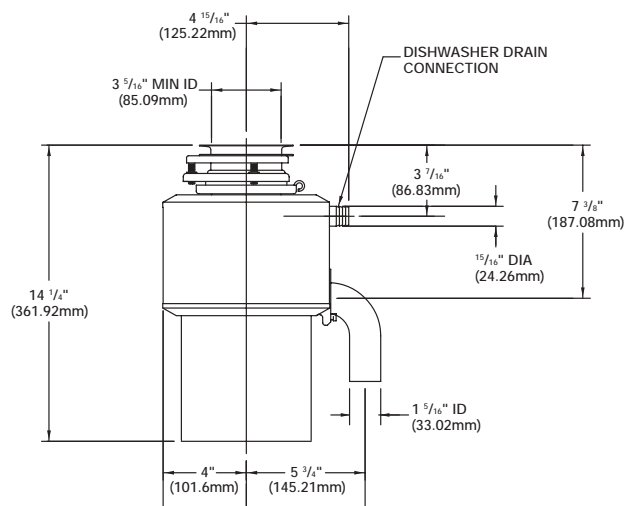
- Convenience/grocery store deli's
- Fast food restaurants
- Church/office kitchens
- Bed and breakfast inns

## PRODUCT FEATURES & SPECIFICATIONS:

- Commercial design with the ease and flexibility of a household unit.
- Disposer mounting included with unit. Mounting fits standard 3 1/2" - 4" sink opening. No welding required.
- Standard wall switch operates the disposer.
- Automatic reversing motor for longer life and trouble-free operation.
- Stainless steel grind chamber.
- Cast nickel chrome cutting element.
- 1-year full warranty from date of installation.
- 35 lb. shipping weight.



## Dimensions



**NOTE:** Plumb 1 1/2" waste line to prevent standing water in disposer motor housing.

## ELECTRICAL SPECIFICATIONS:

- Continuous-duty commercial motor
- 1725 RPM
- 120V
- 5.8 Amps
- 60 Hz
- Single Phase

**IMPORTANT:** The model LC-50 is designed specifically for **light** commercial use. Use of this disposer in applications other than those named above may void your warranty. If you are unsure of a potential application, call the factory at 1-800-558-5712.

**IN  
SINK  
ERATOR**

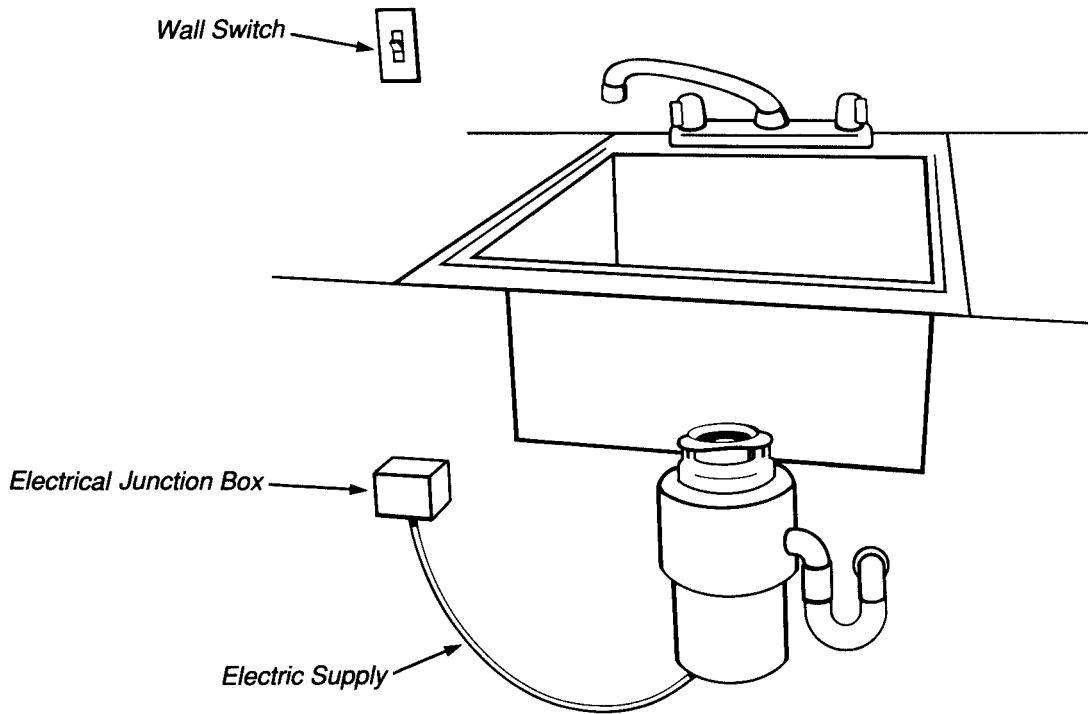
4700 21st STREET  
RACINE, WI 53406-5093  
TEL: 800-558-5712 x8025, 8030, 8083  
FAX: 262 554-3620  
[www.insinkerator.com](http://www.insinkerator.com)

The Emerson logo is a trademark and a service mark of Emerson Electric Co.

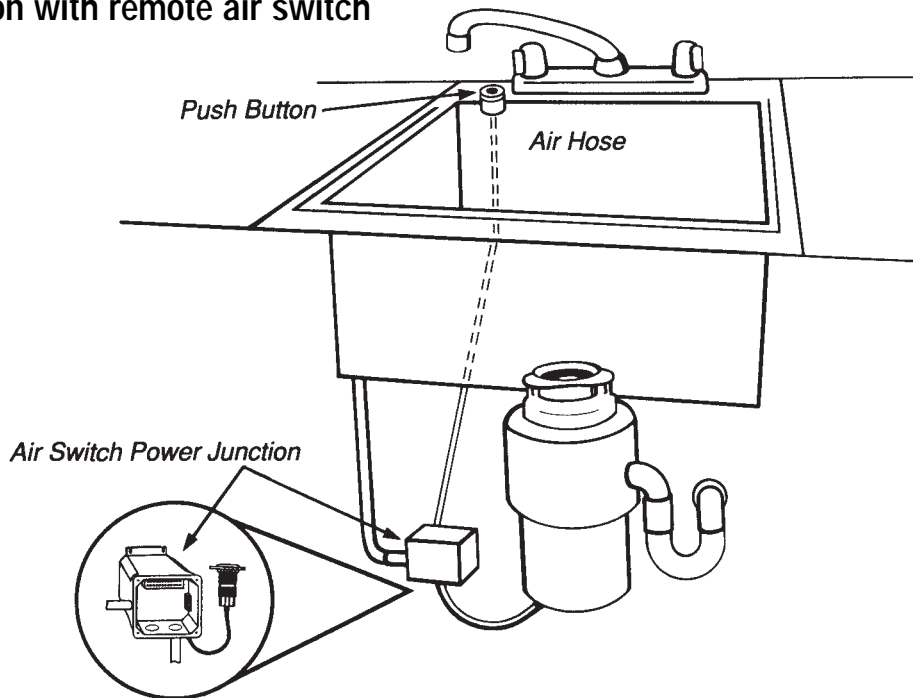
**EMERSON**  
Appliance Solutions

# RECOMMENDED INSTALLATIONS

## Installation with wall switch



## Installation with remote air switch



In-Sink-Erator Commercial Air Switch (Part No. 13754)  
is available direct from the factory.



ISO  
9001  
QUALITY  
SYSTEMS  
CERTIFIED

NAFEM  
NATIONAL ASSOCIATION OF  
FOOD EQUIPMENT MANUFACTURERS