



STAINLESS STEEL ECONOMY WORK TABLES

Item #: _____

Model #: _____

Project #: _____



ELAG Series - Flat Top



SLAG Series - Flat Top



FLAG Series - 1 1/2" Backsplash



KLAG - 5" Backsplash

| WIDTH | FLAT TOP | | 1 1/2" SPLASH | | 5" SPLASH | | WIDTH | FLAT TOP | |
|-------|----------|------|---------------|------|-----------|------|-------|----------|------|
| | ELAG | Qty. | FLAG | Qty. | KLAG | Qty. | | SLAG | Qty. |
| 24" | ELAG-242 | | FLAG-242 | | | | 24" | SLAG-242 | |
| | ELAG-240 | | FLAG-240 | | | | | SLAG-240 | |
| | ELAG-243 | | FLAG-243 | | KLAG-243 | | | SLAG-243 | |
| | ELAG-244 | | FLAG-244 | | KLAG-244 | | | SLAG-244 | |
| | ELAG-245 | | FLAG-245 | | KLAG-245 | | | SLAG-245 | |
| | ELAG-246 | | FLAG-246 | | KLAG-246 | | | SLAG-246 | |
| | ELAG-248 | | FLAG-248 | | KLAG-248 | | | SLAG-248 | |
| 30" | ELAG-300 | | FLAG-300 | | KLAG-300 | | 30" | SLAG-300 | |
| | ELAG-303 | | FLAG-303 | | KLAG-303 | | | SLAG-303 | |
| | ELAG-304 | | FLAG-304 | | KLAG-304 | | | SLAG-304 | |
| | ELAG-305 | | FLAG-305 | | KLAG-305 | | | SLAG-305 | |
| | ELAG-306 | | FLAG-306 | | KLAG-306 | | | SLAG-306 | |
| | ELAG-308 | | FLAG-308 | | KLAG-308 | | | SLAG-308 | |

FEATURES:

ELAG & SLAG Top is furnished with 1 5/8" square bend on sides and 1 5/8" sanitary rolled rim on front and rear.

FLAG Top is furnished with 1 5/8" square bend on sides and 1 5/8" sanitary rolled rim on front and 1 1/2" backsplash on rear.

KLAG Top is furnished with 1 5/8" square bend on sides and 1 5/8" sanitary rolled rim on front and 5" backsplash on rear.

Two hat-channels stud welded under tabletop to reinforce and maintain a level work surface.

Aluminum die cast "leg-to-shelf" clamp secures shelf to leg eliminating unsightly nuts and bolts. Underself is fully adjustable.

CONSTRUCTION:

All TIG welded. Exposed weld areas polished to match adjacent surface.

Top is sound deadened.

Stud welded hat section reinforces and maintains a level working surface.

Gussets welded to support hat channels.

MATERIAL:

ELAG, FLAG & KLAG SERIES:

TOP: Heavy gauge stainless steel type "430" series.

SHELF: 18 gauge galvanized steel.

LEGS: 1 5/8" diameter tubular galvanized steel.

Galvanized steel gussets.

1" adjustable plastic bullet feet.

SLAG SERIES:

TOP: Heavy gauge stainless steel type "430" series.

SHELF: 18 gauge stainless steel.

LEGS: 1 5/8" diameter tubular stainless steel.

Stainless steel gussets.

1" adjustable stainless steel bullet feet.



NEW YORK
(800) 645-3166
Fax: (631) 242-6900

GEORGIA
(800) 832-1218
Fax: (770) 775-5625

TEXAS
(800) 527-0353
Fax: (972) 932-4795

NEVADA
(800) 446-8684
Fax: (775) 972-1578

200 Heartland Boulevard, Edgewood, NY 11717-8380

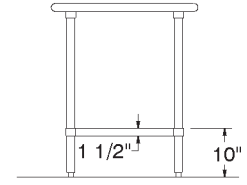

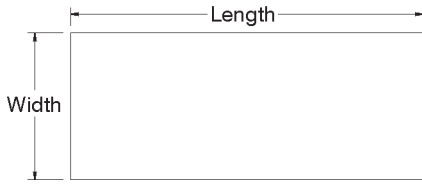
e-mail: advancetabco@advancetabco.com www.advancetabco.com

DETAILS and SPECIFICATIONS

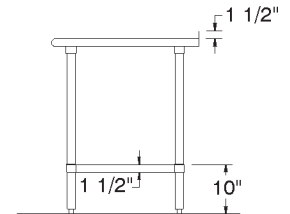

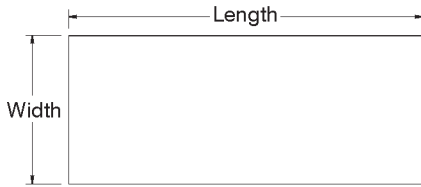
TOL ± .500"

ALL DIMENSIONS ARE TYPICAL

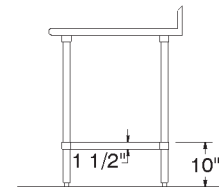

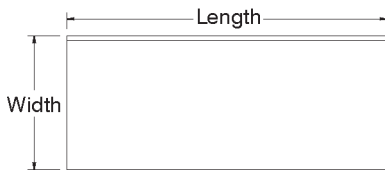
SLAG & ELAG SERIES - Flat Top



FLAG SERIES - 1 1/2" Backsplash



KLAG SERIES - 5" Backsplash



| | | FLAT TOP | | 1 1/2" SPLASH | | 5" SPLASH | | | |
|-------|--------|----------|----------|---------------|----------|-----------|----------|----------|----------|
| WIDTH | LENGTH | ELAG | WT. | SLAG | WT. | FLAG | WT. | KLAG | WT. |
| 24" | 30" | ELAG-240 | 49 lbs. | SLAG-240 | 49 lbs. | FLAG-240 | 49 lbs. | | |
| | 24" | ELAG-242 | 31 lbs. | SLAG-242 | 31 lbs. | FLAG-242 | 31 lbs. | | |
| | 36" | ELAG-243 | 64 lbs. | SLAG-243 | 64 lbs. | FLAG-243 | 64 lbs. | KLAG-243 | 64 lbs. |
| | 48" | ELAG-244 | 79 lbs. | SLAG-244 | 79 lbs. | FLAG-244 | 79 lbs. | KLAG-244 | 79 lbs. |
| | 60" | ELAG-245 | 92 lbs. | SLAG-245 | 92 lbs. | FLAG-245 | 92 lbs. | KLAG-245 | 92 lbs. |
| | 72" | ELAG-246 | 109 lbs. | SLAG-246 | 109 lbs. | FLAG-246 | 109 lbs. | KLAG-246 | 109 lbs. |
| 30" | 96" | ELAG-248 | 145 lbs. | SLAG-248 | 145 lbs. | FLAG-248 | 145 lbs. | KLAG-248 | 145 lbs. |
| | 30" | ELAG-300 | 65 lbs. | SLAG-300 | 65 lbs. | FLAG-300 | 65 lbs. | KLAG-300 | 65 lbs. |
| | 36" | ELAG-303 | 72 lbs. | SLAG-303 | 72 lbs. | FLAG-303 | 72 lbs. | KLAG-303 | 72 lbs. |
| | 48" | ELAG-304 | 89 lbs. | SLAG-304 | 89 lbs. | FLAG-304 | 89 lbs. | KLAG-304 | 89 lbs. |
| | 60" | ELAG-305 | 107 lbs. | SLAG-305 | 107 lbs. | FLAG-305 | 107 lbs. | KLAG-305 | 107 lbs. |
| | 72" | ELAG-306 | 125 lbs. | SLAG-306 | 125 lbs. | FLAG-306 | 125 lbs. | KLAG-306 | 125 lbs. |
| | 96" | ELAG-308 | 166 lbs. | SLAG-308 | 166 lbs. | FLAG-308 | 166 lbs. | KLAG-308 | 166 lbs. |



ADVANCE TABCO is constantly engaged in a program of improving our products. Therefore, we reserve the right to change specifications without prior notice.