



STAINLESS STEEL ECONOMY EQUIPMENT STANDS



Item #: _____ **Qty #:** _____
Model #: _____
Project #: _____



Featuring as Standard:
"THE PROVEN"
 ORIGINAL ADVANCE TABCO
**Adjustable Undershelf
 with Die Cast Leg Clamp**

| Length | 24" Wide | 30" Wide | Wt. |
|--------|-----------|-----------|---------|
| 24" | EG-LG-242 | EG-LG-302 | 32 lbs. |
| 36" | EG-LG-243 | EG-LG-303 | 45 lbs. |
| 48" | EG-LG-244 | EG-LG-304 | 58 lbs. |
| 60" | EG-LG-245 | EG-LG-305 | 72 lbs. |
| 72" | EG-LG-246 | EG-LG-306 | 88 lbs. |

FEATURES: (as it applies)

TOP is furnished with 1 1/4" hemmed edge splash on rear and both sides. Front edge is a die formed No-Drip V-Edge.

Undershelf is adjustable.

CONSTRUCTION:

All TIG welded. Exposed weld areas finished to match adjacent surfaces.

Entire Top is mechanically polished to a satin finish and is sound deadened.

Hat sections secured to Top reinforces and maintains level working surface and are welded to working top.

Gussets welded to support hat sections.

MATERIAL:

TOP is 18 gauge stainless steel type "430" series with galvanized understructure.

SHELF is galvanized steel.

LEGS are 1 5/8" diameter galvanized steel with plastic bullet feet.

OPTIONAL:

Laminated Hardwood Cutting Board is secured to stainless steel channels. Channels are welded to a stainless steel one-piece L-shaped tubular support which in turn is welded to a stainless steel sliding collar for height adjustments.

18 Gauge stainless steel Plate Shelf secured to stainless steel gusset and attached to stainless steel sliding collar for height adjustment.

OPTIONAL ACCESSORIES

Wood Cutting Board

Plate Shelf

| Length | Model # | Wt. | Model # | Wt. |
|--------|---------|---------|---------|---------|
| 48" | TA-924 | 34 lbs. | TA-964 | 27 lbs. |
| 60" | TA-925 | 37 lbs. | TA-965 | 31 lbs. |
| 72" | TA-926 | 40 lbs. | TA-966 | 40 lbs. |

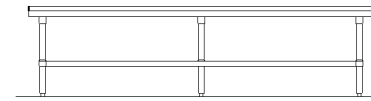
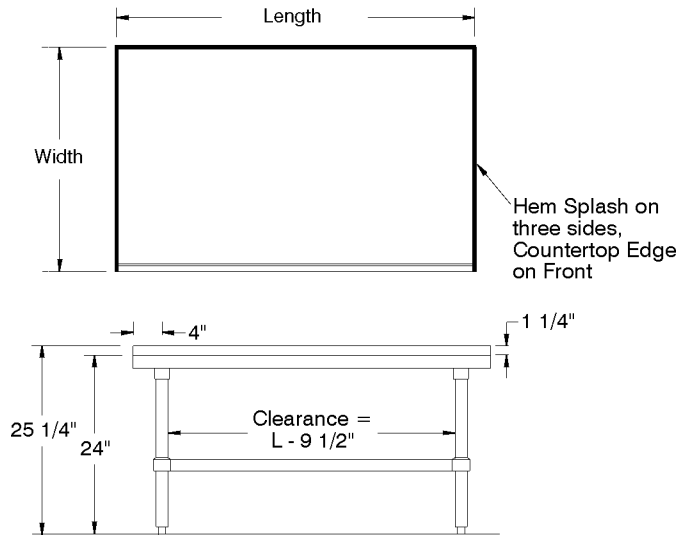
| | | | | |
|-----------------------------|--|--|--|---|
| <p>www.advancetabco.com</p> | <p>NEW YORK (800) 645-3166 Fax: (631) 242-6900</p> | <p>GEORGIA (800) 832-1218 Fax: (770) 775-5625</p> | <p>TEXAS (800) 527-0353 Fax: (972) 932-4795</p> | <p>NEVADA (800) 446-8684 Fax: (775) 972-1578</p> |
| | <p>For Assistance with Smart Modifications & Accessories Call: 1-800-498-6634 Fax: 631-586-2933 smartfab@advancetabco.com</p> | | | |

DETAILS and SPECIFICATIONS

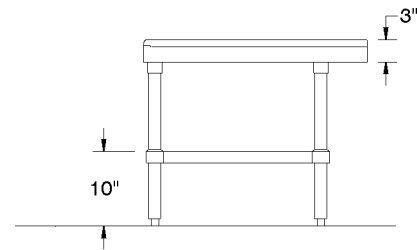
TOL ± .500"

ALL DIMENSIONS ARE TYPICAL

Maximum Total Load = 400 lbs.

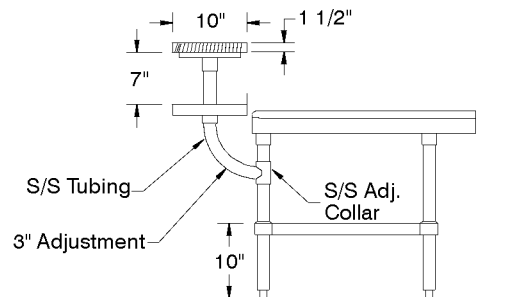
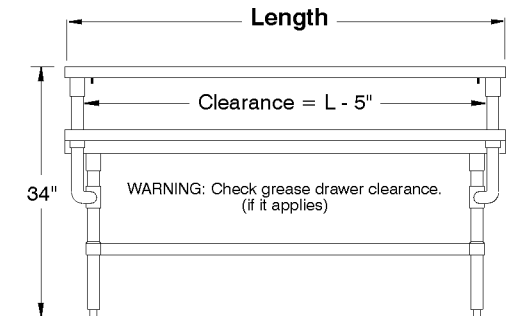


24" Working Height



with Plate Shelf & Cutting Board

Maximum Load Weight for Plate Shelf is 25 lbs.



Mobile Unit

Optional X.H.D. Casters

TA-255 Set of 4

TA-256 Set of 6

Each Set supplied with 2 brakes.

