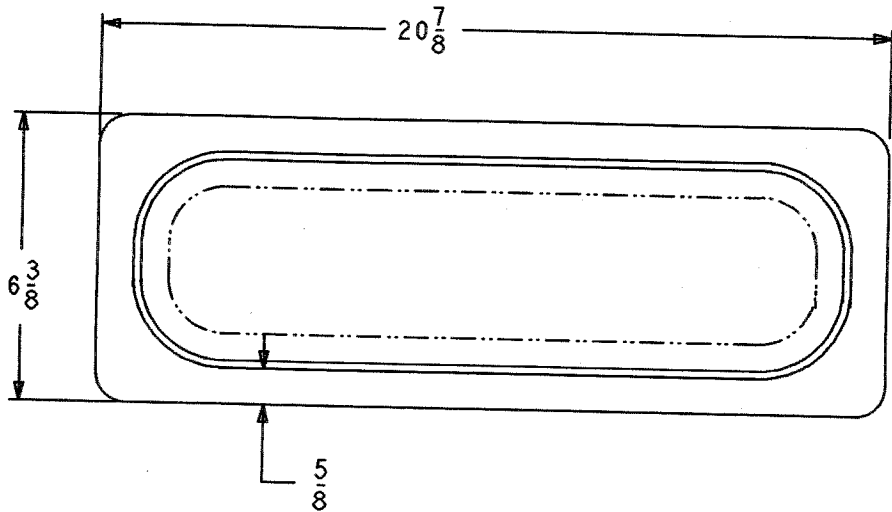
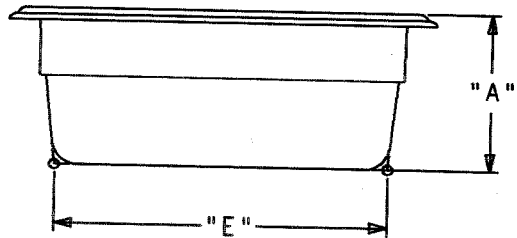
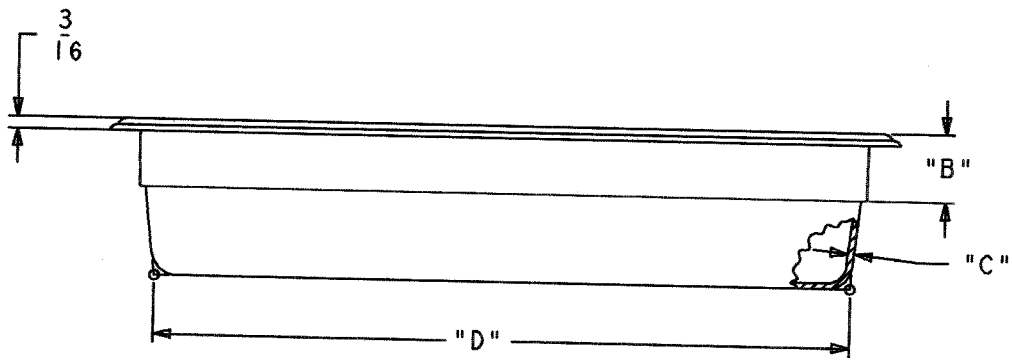
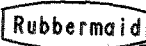


No.	Description/Materials
1	INSERT PAN - SEE CHART



PART No.	MAT'L	WT GMS	"A" DEEP	"B" NEST HT	"C" THK	"D" DIM	"E" DIM	CAPACITY QTS L	
139 P 239 P	PC PEI	536 554	$2 \frac{1}{2}$	1	.115	$19 \frac{1}{8}$	$4 \frac{11}{16}$	3.6	3.4
140 P 240 P	PC PEI	679 701	4	$1 \frac{1}{4}$	.115	$18 \frac{15}{16}$	$4 \frac{7}{16}$	5.5	5.2



total part wt. <u>SEE CHART</u>	agency approvals <u>NSF STD. #2</u>	<b>Product Specifications</b>  RUBBERMAID COMMERCIAL PRODUCTS INC.
capacity <u>SEE CHART</u>	miscellaneous <u>MEETS C.E.N. GASTRONORM SPECIFICATION 631-1</u>	
		product name <u>1/2 SIZE - INSERT PAN</u>
		product no. <u>139P/CHART</u> revision <u>1</u>

product no. 139P/CHART